



**Mar/Apr  
2022**

*In this issue:*

*"Safety Comes First"*

## **Case Western Reserve University Environmental Health and Safety**

**2220 Circle Drive, Service Building, 1st Floor**

**Phone: (216) 368-2906/2907**

**FAX: (216) 368-2236**

**Website: [case.edu/ehs](http://case.edu/ehs)**

*Garrett  
Morgen, In-  
ventor and  
Civic Leader*

**1**

### ***Garrett Morgan, Inventor and Civic Leader***

*You Can  
Control  
Mold*

**2**

I know it's a little late, and that Black History Month was in February, but our quarterly newsletter comes out in March and I feel the need to give kudos to a Clevelander who was inventive and civic minded. He was a minority with a major contribution, and since this is a safety oriented newsletter, It's only right to acknowledge this man as someone to look up to in the field of safety.

*Fall  
Protection*

**4**

Garrett Morgan is most noted as the inventor of the "Smoke Hood", an early form of the gas mask, and the three-position traffic signal, which added the yellow warning signal to the already existing green and red ones.

*The GHS  
Oxidizer  
Pictogram*

**6**

Born in Claysville Kentucky in 1877, Garrett Augustus Morgan was the son of freed slaves, and only received a sixth-grade education before moving to Ohio at the age of 14.

*Chemical  
Spotlight:  
Chloroprene*

**7**

In 1916, Morgan and his brother rescued workers who were trapped in a tunnel resulting from an explosion that took place 50 feet below the surface of Lake Erie. Using his "Smoke Hood", which was patented in 1914, they rescued several victims and managed to recover the bodies of those who did not survive.

*Fun Page*

**8**

*Staff*

**9**

In 1923, Morgan received a patent for the three-position traffic signal, which is the traffic signaling system of choice today.

2022-2

*(Continued on page 5)*

## *You Can Control Mold*



***“Mixing bleach with ammonia or other cleaning products will produce a poisonous gas.”***

Mold can cause many health effects. For some people, mold can cause a stuffy nose, sore throat, coughing or wheezing, burning eyes, or skin rash. People with asthma or who are allergic to mold may have severe reactions. Immune-compromised people and people with chronic lung disease may get infections in their lungs from mold.

There is always some mold around. Molds have been on the Earth for millions of years. Mold can get in your home through open doors, windows, vents, and heating and air conditioning systems. Mold in the air outside can be brought indoors on clothing, shoes, bags, and even pets.

Mold will grow where there is moisture, such as around leaks in roofs, windows, or pipes, or where there has been a flood. Mold grows on paper, cardboard, ceiling tiles, and wood. Mold can also grow in dust, paints, wallpaper, insulation, drywall, carpet, fabric, and upholstery.

### ***If You Have Mold in Your Home***

Mold can look like spots. It can be many different colors, and it can smell musty. If you see or smell mold, you should remove it. You do not need to know the type of mold.

If mold is growing in your home, you need to clean up the mold and fix the moisture problem. Mold can be removed from hard surfaces with household products, soap and water, or a bleach solution of no more than 1 cup of household laundry bleach in 1 gallon of water.

### ***If You Use Bleach to Clean up Mold***

- Never mix bleach with ammonia or other household cleaners. Mixing bleach with ammonia or other cleaning products will produce a poisonous gas.
- Always follow the manufacturer’s instructions when you use bleach or any other cleaning product.
- Open windows and doors to provide fresh air.
- Wear rubber boots, rubber gloves, and goggles during cleanup of affected areas.

If you need to clean more than 10 square feet, check the U.S. Environmental Protection Agency (EPA) guide titled *Mold Remediation in Schools and Commercial Buildings*, which gives advice on all building types.

## *You Can Control Mold, Cont.*


(Continued from page 2)

### ***To Prevent Mold Growth in Your Home***

- Keep humidity levels in your home as low as you can—no higher than 50%—all day long. An air conditioner or dehumidifier will help you keep the level low. You can buy a meter to check your home's humidity at a home improvement store. Humidity levels change over the course of a day so you will need to check the humidity levels more than once a day.
- Be sure the air in your home flows freely. Use exhaust fans that vent outside your home in the kitchen and bathroom. Make sure your clothes dryer vents outside your home.
- Fix any leaks in your home's roof, walls, or plumbing so mold does not have moisture to grow.
- Clean up and dry out your home fully and quickly (within 24–48 hours) after a flood.
- Add mold inhibitors to paints before painting. You can buy mold inhibitors at paint and home improvement stores.
- Clean bathrooms with mold-killing products.
- Remove or replace carpets and upholstery that have been soaked and cannot be dried right away. Think about not using carpet in places like bathrooms or basements that may have a lot of moisture.



*“An air conditioner or dehumidifier will help you keep the (moisture) level low.”*



Source: CDC.gov

## Fall Protection



*“Provide working conditions that are free of known dangers.”*

### **Overview**

OSHA has developed this webpage to provide workers and employers useful, up-to-date information on fall protection.

### ***Why is fall protection important?***

Falls are among the most common causes of serious work related injuries and deaths. Employers must set up the work place to prevent employees from falling off of overhead platforms, elevated work stations or into holes in the floor and walls.

### ***What can be done to reduce falls?***

Employers must set up the work place to prevent employees from falling off of overhead platforms, elevated work stations or into holes in the floor and walls. OSHA requires that fall protection be provided at elevations of four feet in general industry workplaces, five feet in shipyards, six feet in the construction industry and eight feet in longshoring operations. In addition, OSHA requires that fall protection be provided when working over dangerous equipment and machinery, regardless of the fall distance.

### ***To prevent employees from being injured from falls, employers must:***

- Guard every floor hole into which a worker can accidentally walk (using a railing and toe-board or a floor hole cover).
- Provide a guard rail and toe-board around every elevated open sided platform, floor or runway.
- Regardless of height, if a worker can fall into or onto dangerous machines or equipment (such as a vat of acid or a conveyor belt) employers must provide guardrails and toe-boards to prevent workers from falling and getting injured.
- Other means of fall protection that may be required on certain jobs include safety harness and line, safety nets, stair railings and hand rails.

### **OSHA requires employers to:**


- Provide working conditions that are free of known dangers.
- Keep floors in work areas in a clean and, so far as possible, a dry condition.
- Select and provide required personal protective equipment at no cost to workers.
- Train workers about job hazards in a language that they can understand.

Source: OSHA.gov



## Garrett Morgan, Cont.

(Continued from page 1)



Other notable inventions include: The zigzag attachment for sewing machines, a line of hair care products including the development of a hair-straightening chemical, and a self-extinguishing cigarette.

Morgan was also civic minded as in 1908, he co-founded the Cleveland Association of Colored Men, which later merged with the National Association for the Advancement of Colored People (NAACP), was a member of the NAACP and donated money to historically black colleges and universities, founded the *Cleveland Call*, a weekly newspaper in 1938, was a member of the Prince Hall Freemasons, in Excelsior Lodge No. 11 of Cleveland, and ran for a seat on the Cleveland City Council as an independent.

For all of this, I honor Mr. Morgan's commitment to safety, civic duty and Cleveland, and owe him my humble and sincere respect.

Tom L. Merk  
CWRU EHS

*"...1908,  
he co-  
founded  
the Cleve-  
land As-  
sociation  
of  
Colored  
Men,  
which  
later  
merged  
with the  
(NAACP)..."*

## *The GHS Oxidizer Pictogram*



***“Proper storage of oxidizers is extremely important.”***

Pictograms are meant to help you quickly identify the hazards associated with a chemical. There are nine different pictograms that represent different hazards. The oxidizer pictogram is illustrated as a red diamond, and inside the diamond is a black flame over a circle on a white background.

If you see this pictogram on a chemical label, it means that this chemical is an oxidizer and a severe fire hazard. Oxidizers are not necessarily combustible, but they can easily break down to provide oxygen that can intensify combustion and allow other chemicals to ignite more easily. Oxidizers can be solids, liquids, or gases. When an oxidizer comes into contact with certain other chemicals, the resulting reaction may be unpredictable, violent, or even explosive.

When you see this pictogram, be cautious and do things the right way, which includes following the Precautionary Statements on the label. More specific information on the hazards of a chemical is listed in the Hazard Statement on the label and in the safety data sheet (SDS) for the chemical.

The SDS will also give you information on what personal protective equipment (PPE) to use; what to do if you or a coworker is exposed to the chemical; how to safely handle, store, and dispose of the chemical; and how to handle spills and leaks.

At a minimum, you must wear adequate eye protection and appropriate protective clothing and gloves when working with oxidizers.

Proper storage of oxidizers is extremely important. Store oxidizers in a cool, dry, metal cabinet away from heat and separated from any organic, combustible, or flammable substances. Improper storage and improper segregation of oxidizers from incompatible chemicals can cause a fire or an explosion, even without an ignition source like a spark or flame. So, make sure you put these chemicals away where they belong.

If you understand and use the information available to you about hazardous chemicals, you can minimize your risk of injury. So, pay attention to the labels on the chemical containers, and take the time to review the SDS. It will help keep you and your coworkers healthy and safe.

Source: OSHA.gov

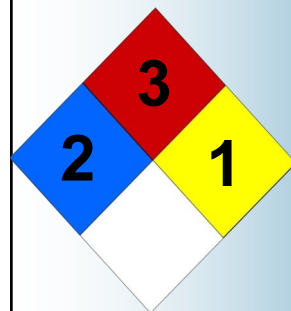
## Chemical Spotlight: Chloroprene

Chloroprene is a colorless liquid with an ether-like odor. It is used in making rubber (Neoprene).

Store chloroprene in tightly closed containers in a cool, well-ventilated area at temperatures below 50°F. Chloroprene is not compatible with oxidizing agents such as perchlorates, peroxides, permanganates, chlorates, nitrates, chlorine, bromine, and fluorine. Sources of ignition, such as smoking and open flames, are prohibited where chloroprene is used, handled, or stored. Metal containers involving the transfer of chloroprene should be grounded and bonded. Only use nonsparking tools and equipment, especially when opening and closing container of chloroprene.

If chloroprene is spilled or leaked, avoid breathing vapors, mist, or gas, and ensure adequate ventilation. Remove all sources of ignition, and evacuate personnel to safe areas. Use personal protective equipment (PPE), including goggles or safety glasses, gloves, flame-retardant protective clothing, and respiratory protection.

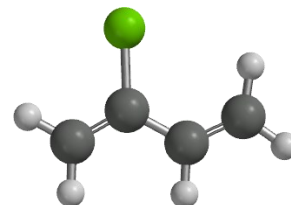
Prevent further leakage or spillage if safe to do so, and do not let the product enter drains, sewers, underground or confined spaces, groundwater, or waterways or discharge into the environment. For small spills, absorb chloroprene with vermiculate, dry sand, or earth, and deposit in sealed containers. Ventilate and wash the area after cleanup is complete. It may be necessary to contain and dispose of chloroprene as a hazardous waste. Contact the federal and local Environmental Protection Agency (EPA) for specific recommendations.



***“...avoid breathing vapors, mist, or gas, and ensure adequate ventilation”***



Source: Safety.BLR



# Fun Page


# F U N P A G E

## Across

2. ...fall \_\_\_\_\_  
(must) be provided at  
elevations of four feet in  
general industry  
workplaces

4. \_\_\_\_\_ is a  
colorless liquid with an  
ether-like odor.

5. People with \_\_\_\_\_  
may have severe  
reactions to mold.



EclipseCrossword.com

## Down

1. Add mold \_\_\_\_\_ to paints before painting.

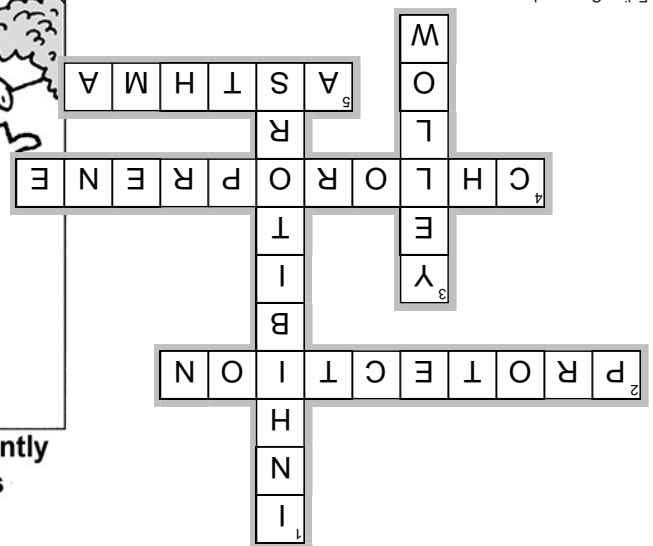
3. Morgan's traffic signal included a \_\_\_\_\_ caution signal.

## Funny Corner



"Steve, I want to apologize. Apparently  
that ergonomics consultant was  
from Cirque du Soleil."

## Puzzle Answers



EclipseCrossword.com



## *Environmental Health and Safety Staff*

**Naomi BOLES** (neb51), Department Assistant II  
**Victoria COOK** (vmr6), Health Physics Specialist II  
**Brad FYE** (jxf308), Asbestos and Lead Specialist I  
**Brandon KIRK** (bxk230), Assistant Director, Construction, Facilities, Fire-Life Safety  
**Kumudu KULASEKERE** (kck40), Health Physics Specialist II  
**Becca MANNING** (rdm124), Safety Services Specialist I  
**Tom L. MERK** (tlm8), Assistant Director of Safety Services, CSO  
**Yelena NEYMAN** (yxt13), Health Physics Specialist II  
**Joe NIKSTENAS** (jen), Safety Specialist II and LSO  
**Debra NUNN** (dxn174), Department Assistant II  
**Marc RUBIN** (mdr6), Senior Director of Safety Services  
**Dr. Mary Ellen SCOTT** (mas35), Safety Services Specialist II  
**Dr. W. David SEDWICK** (wds), Director of Radiation Safety, RSO  
**Gayle STARLING-MELVIN** (ges83), Clerk III  
**Felice THORNTON-PORTER** (fst2), Assistant Director of Radiation Safety, ARSO  
**Bo WYSZYNSKI** (lxw547), Facilities Safety Specialist I



### *Safety Quotes*

*Hug your  
kids at  
home,  
but belt  
them in  
the car.*

*~Author  
Unknown*

All back issues of the EHS Newsletter can be found online at  
[case.edu/ehs](http://case.edu/ehs). Click on the "Newsletter" link at the bottom of each page.

Environmental Health and Safety  
Case Western Reserve University  
(216) 368-2906/2907 FAX: (216) 368-2236  
(email) [cwruehs@gmail.com](mailto:cwruehs@gmail.com) (www) [case.edu/ehs](http://case.edu/ehs)