

Begin by selecting the 'Room Selection' option.

☰ [Home](#) [Apply for Housing](#) [Room Selection](#) [Special Housing Requests](#)

Hello .Sparty .Cwru!

Welcome to the new MyHousing Portal

We are transitioning to our new housing system: StarRez. This new housing portal will allow you to apply for housing and view your assignment information and details. Starting this summer, you will be able to submit maintenance requests, receive notifications for mail and packages, amongst many other services.

University Housing Requirement

CWRU has a two-year residency requirement. All first- and second-year unmarried undergraduate students who do not live at a parent's permanent residence within 40 miles of campus must live on-campus and participate in the University meal plan.



If you have completed a 2023-2024 housing application, select the “continue” button under the Academic Year 2023-2024.

CASE WESTERN RESERVE UNIVERSITY EST. 1826

[Home](#) [My Details](#) [Apply for Housing](#) [Room Selection](#) [Special Housing Requests](#) [Log Out](#)

Room Selection Term Selector

Please select a term below to view your selection options.

If you do not see a term to select, it may be due to one of the following reasons:

- The room selection process is not currently available for the term.
- You have not completed your housing application for the term.
- You did not complete your housing application before the deadline to participate in room selection.

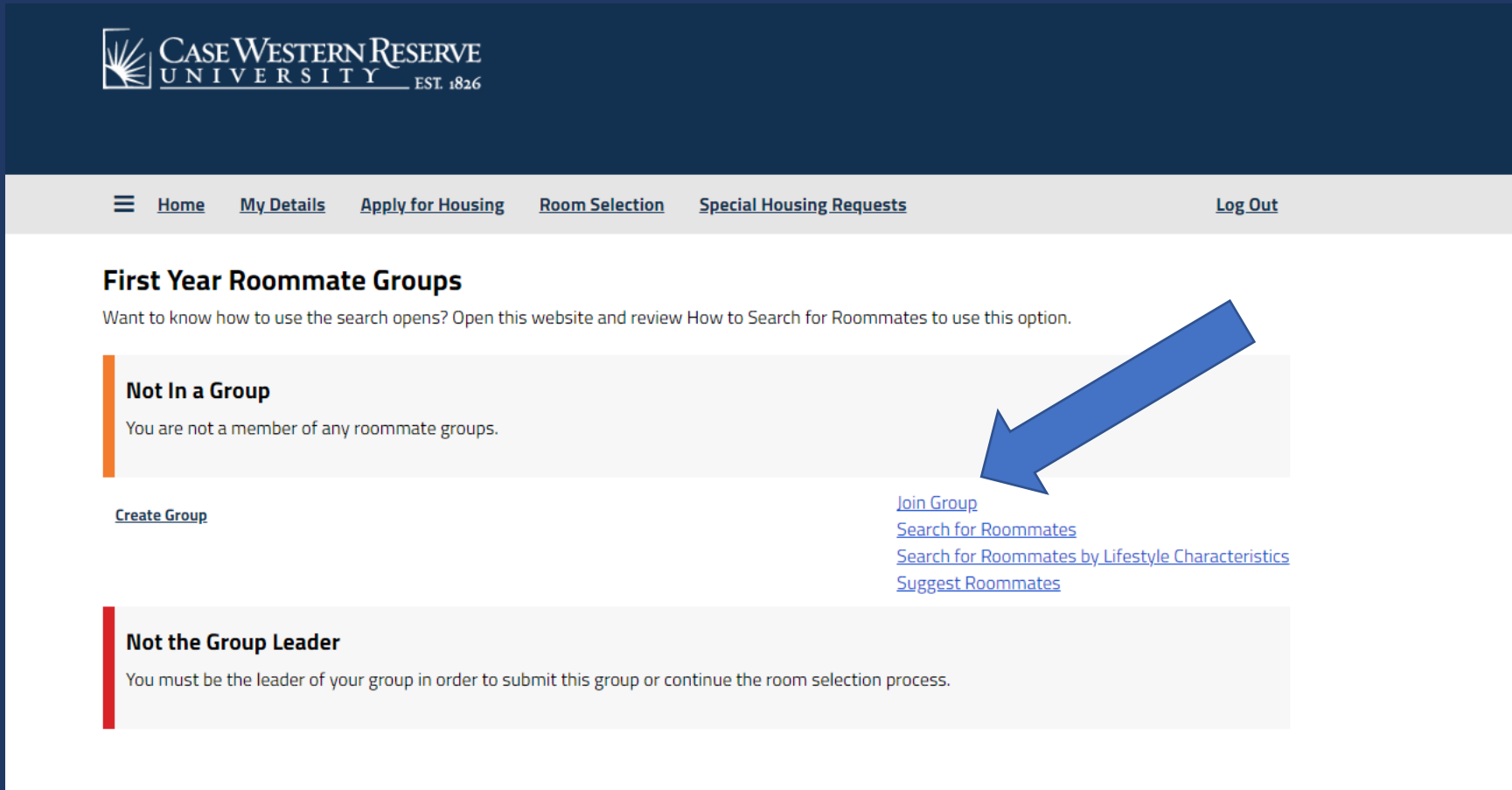
Academic Year 2023-2024

Your application was completed on May 4, 2023.

[Continue](#)

You will be brought to a screen where you can create and manage your group. On the right-hand side, there will several options if you wish to search or browse for groups or roommates: **Join Group**, **Search for Roommates**, **Search for Roommates by Lifestyle Characteristics**, and **Suggest Roommates**.

If you know your group's name, click on "Join Group"



CASE WESTERN RESERVE UNIVERSITY EST. 1826

[Home](#) [My Details](#) [Apply for Housing](#) [Room Selection](#) [Special Housing Requests](#) [Log Out](#)

First Year Roommate Groups

Want to know how to use the search opens? Open this website and review How to Search for Roommates to use this option.

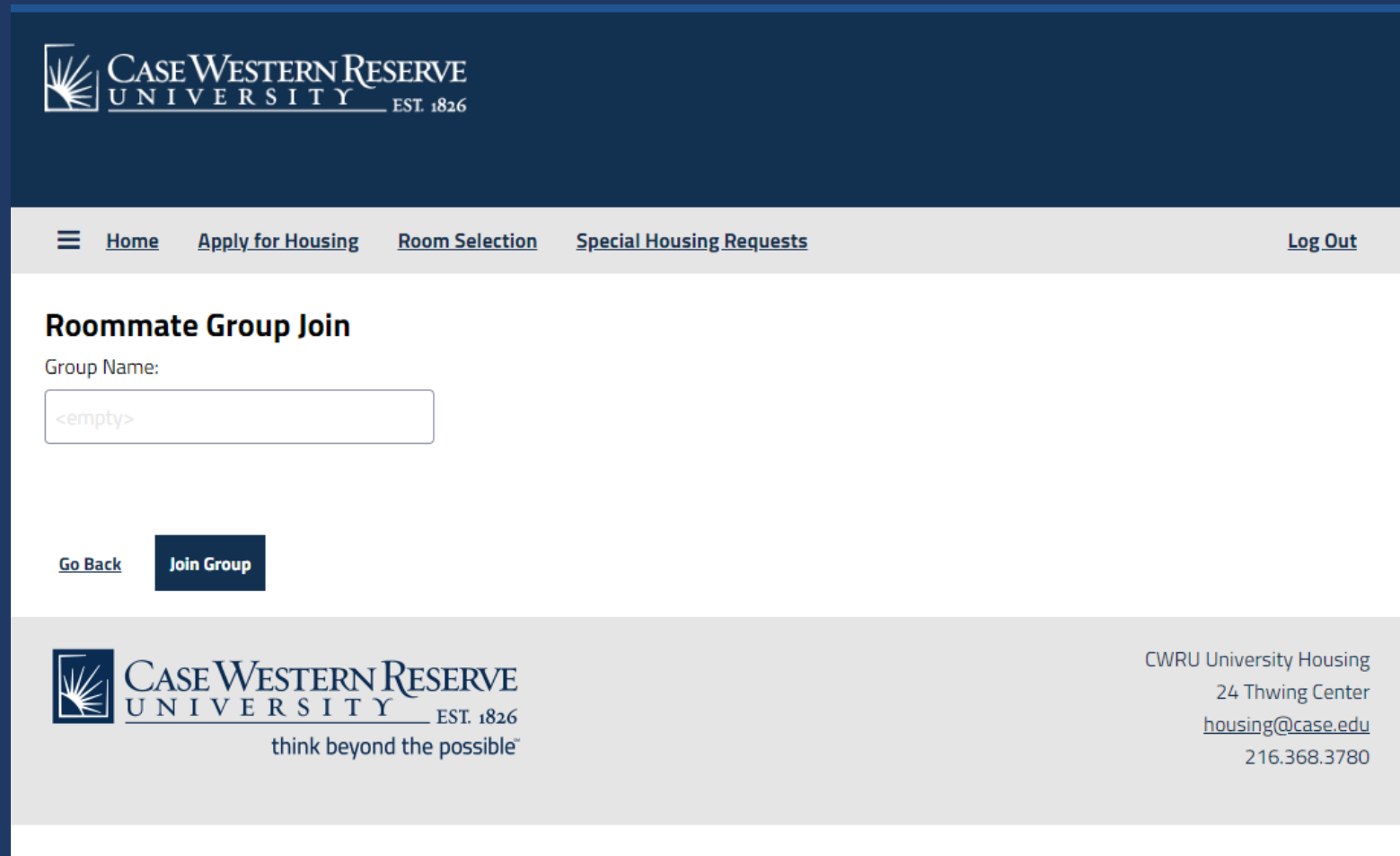
Not In a Group
You are not a member of any roommate groups.

[Join Group](#)
[Search for Roommates](#)
[Search for Roommates by Lifestyle Characteristics](#)
[Suggest Roommates](#)

[Create Group](#)

Not the Group Leader
You must be the leader of your group in order to submit this group or continue the room selection process.

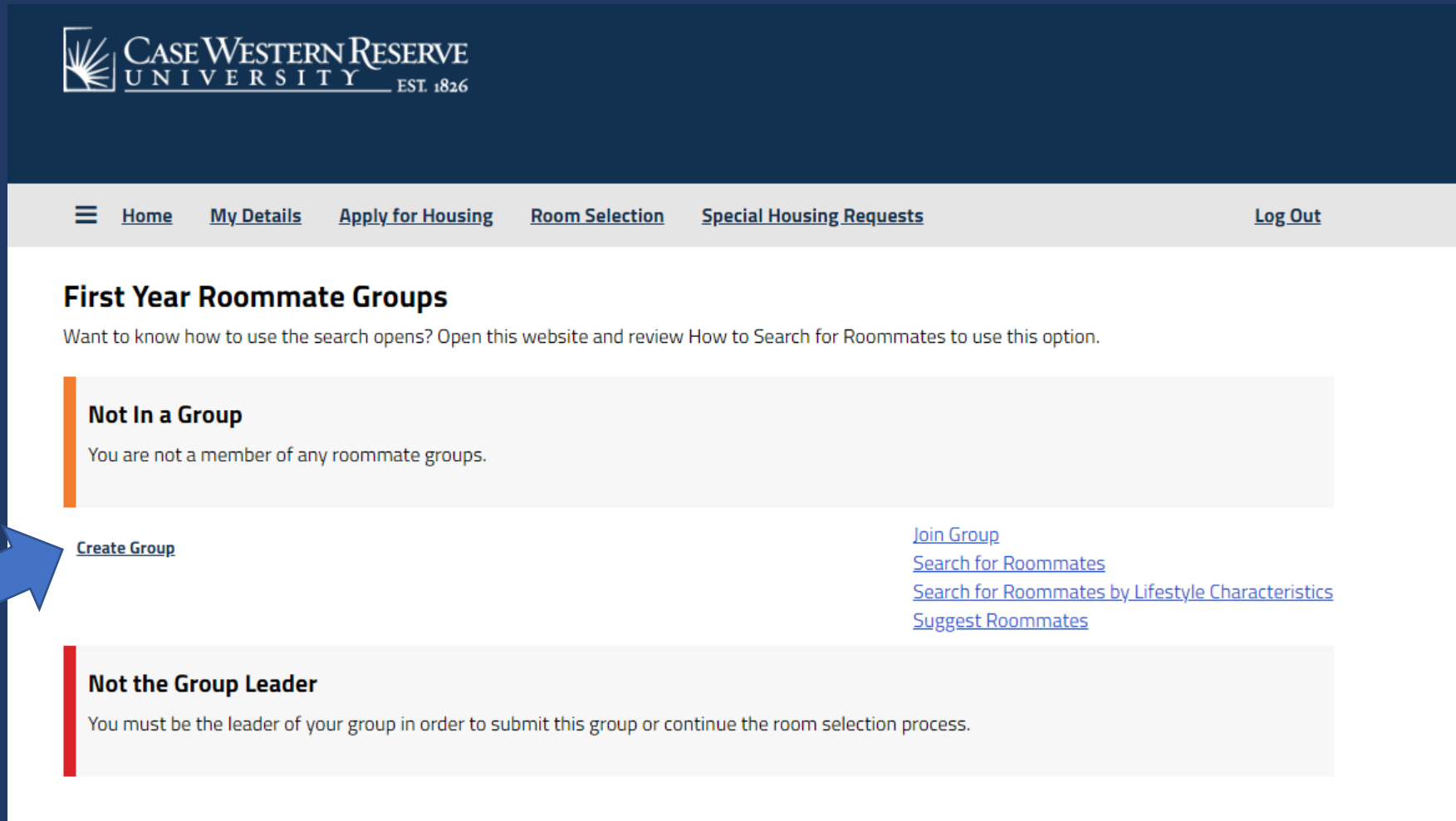
If you know your group's name, click on "Join Group". Type in the group's name and click "Join Group". The group leader will receive an email and accept you into the group.



The screenshot displays the Case Western Reserve University Housing website. At the top left is the university logo with the text "CASE WESTERN RESERVE UNIVERSITY EST. 1826". A navigation bar contains links for "Home", "Apply for Housing", "Room Selection", "Special Housing Requests", and "Log Out". The main content area is titled "Roommate Group Join" and features a "Group Name:" label above a text input field containing the placeholder text "<empty>". Below the input field are two buttons: "Go Back" and "Join Group". The footer includes the university logo and tagline "think beyond the possible" on the left, and contact information for CWRU University Housing on the right, including the address "24 Thwing Center", email "housing@case.edu", and phone number "216.368.3780".

There are several options if you wish to search or browse for groups or roommates: **Join Group**, **Search for Roommates**, **Search for Roommates by Lifestyle Characteristics**, and **Suggest Roommates**.

First, create a group by clicking on “Create Group”.



The screenshot displays the Case Western Reserve University website interface. At the top left is the university logo with the text "CASE WESTERN RESERVE UNIVERSITY EST. 1826". A navigation bar contains links for "Home", "My Details", "Apply for Housing", "Room Selection", "Special Housing Requests", and "Log Out". The main content area is titled "First Year Roommate Groups" and includes a sub-header "Not In a Group" with the text "You are not a member of any roommate groups." Below this, there is a "Create Group" link highlighted by a blue arrow. To the right of the "Create Group" link are four other links: "Join Group", "Search for Roommates", "Search for Roommates by Lifestyle Characteristics", and "Suggest Roommates". At the bottom, there is another sub-header "Not the Group Leader" with the text "You must be the leader of your group in order to submit this group or continue the room selection process."

Choose a group name for your roommate group.
Your desired group size is 2 (only two students to a room).
Student choosing a room by themselves do not need to create a group.

Roommate Group Details

Group Name:

Spartans For Life

Desired Group Size:

2


Let other people search for this group?



[Go Back](#)

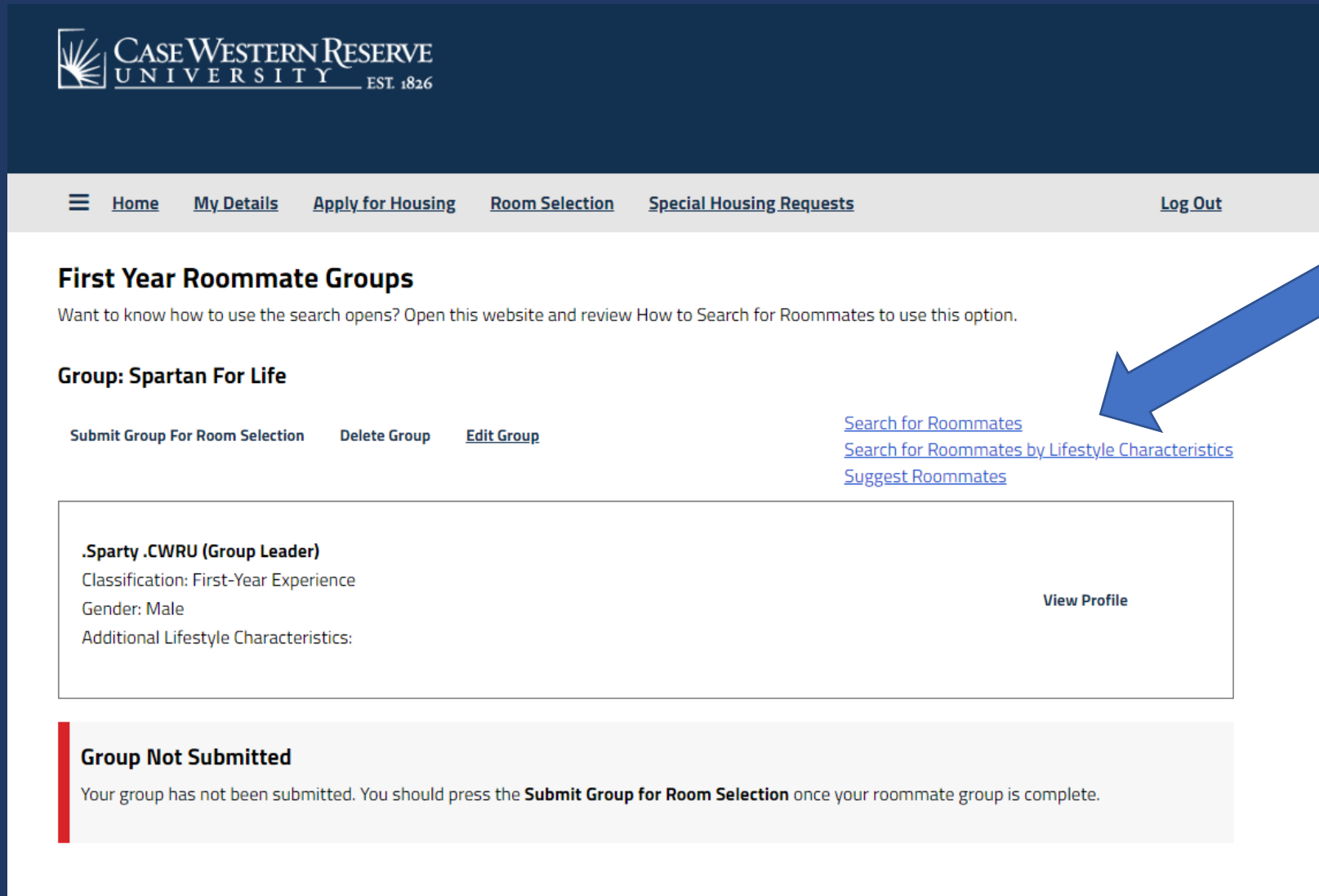
[Save Group](#)

Click the box if you want
people to search for this
exact group name



You are now listed as the group leader. You are able to edit or delete this group if needed.

From here, you can begin searching for roommates. The next few pages will describe the search options.



The screenshot displays the Case Western Reserve University housing portal. At the top left is the university logo with the text "CASE WESTERN RESERVE UNIVERSITY EST. 1826". A navigation bar contains links for Home, My Details, Apply for Housing, Room Selection, Special Housing Requests, and Log Out. The main heading is "First Year Roommate Groups" with a sub-heading "Group: Spartan For Life". Below this are three buttons: "Submit Group For Room Selection", "Delete Group", and "Edit Group". To the right are three blue links: "Search for Roommates", "Search for Roommates by Lifestyle Characteristics", and "Suggest Roommates". A large blue arrow points from the right towards the "Search for Roommates" link. Below the navigation is a profile card for ".Sparty .CWRU (Group Leader)" with details: "Classification: First-Year Experience", "Gender: Male", and "Additional Lifestyle Characteristics:". A "View Profile" button is on the right of the card. At the bottom, a red-bordered box contains the text "Group Not Submitted" and a message: "Your group has not been submitted. You should press the Submit Group for Room Selection once your roommate group is complete."

Case Western Reserve University EST. 1826

Home My Details Apply for Housing Room Selection Special Housing Requests Log Out

First Year Roommate Groups

Want to know how to use the search opens? Open this website and review How to Search for Roommates to use this option.

Group: Spartan For Life

Submit Group For Room Selection Delete Group Edit Group

[Search for Roommates](#)
[Search for Roommates by Lifestyle Characteristics](#)
[Suggest Roommates](#)

.Sparty .CWRU (Group Leader)
Classification: First-Year Experience
Gender: Male
Additional Lifestyle Characteristics: [View Profile](#)

Group Not Submitted
Your group has not been submitted. You should press the **Submit Group for Room Selection** once your roommate group is complete.

You can search by name, network ID (abc123), or additional lifestyle characteristics.

Additional lifestyle characteristics is what a student might have added on their application as a description. Type in a key word (ex: quiet, cooking). To find someone with similar musical interests, type in just the musical descriptor (rock, classical, rap, etc.).

CASE WESTERN RESERVE UNIVERSITY EST. 1826

Home My Details Apply for Housing Room Selection Special Housing Requests Log Out

Roommate Search

Name:

Network ID:

Additional Lifestyle Characteristics:

Exclude results that cannot be added or joined

[Manage Group](#) [Search](#)

[Search for Roommates by Lifestyle Characteristics](#)
[Suggest Roommates](#)

Potential roommates will be shown based on your search criteria. The percentage match shows compatibility based on the lifestyle characteristics questionnaire on the housing application. Click on “View Profile” to see their lifestyle characteristics.

You can send an email message to the potential roommate. When you are ready, click “Add to Group” button. The student will receive an email and can accept or deny your request on their housing portal.

☰ [Home](#) [My Details](#) [Apply for Housing](#) [Room Selection](#) [Special Housing Requests](#) [Log Out](#)

Name:

Network ID:

Additional Lifestyle Characteristics:

Exclude results that cannot be added or joined

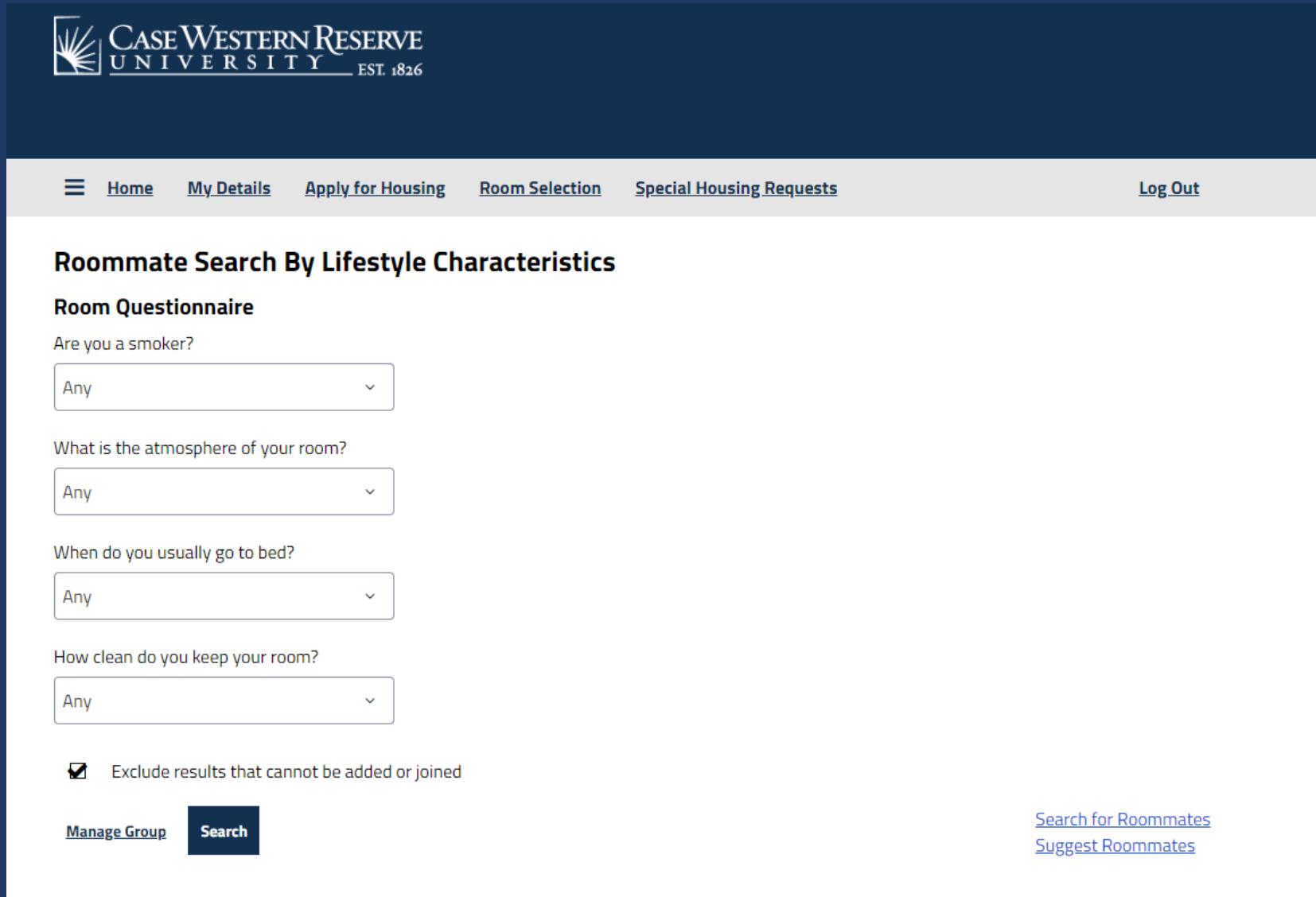
[Manage Group](#)

[Search for Roommates by Lifestyle Characteristics](#)
[Suggest Roommates](#)

Stephen
Classification: First-Year Experience
Gender: Male
Additional Lifestyle Characteristics: quiet, likes video games and jazz

70% Match

You can search for roommates based on the choices from the lifestyle characteristics. Choose one or more dropdown answers to see available matches.



The screenshot shows the Case Western Reserve University website's roommate search interface. At the top left is the university logo with the text "CASE WESTERN RESERVE UNIVERSITY EST. 1826". A navigation bar contains links for Home, My Details, Apply for Housing, Room Selection, Special Housing Requests, and Log Out. The main heading is "Roommate Search By Lifestyle Characteristics". Below this is a "Room Questionnaire" section with four questions, each followed by a dropdown menu currently set to "Any":

- Are you a smoker?
- What is the atmosphere of your room?
- When do you usually go to bed?
- How clean do you keep your room?

Below the questionnaire is a checked checkbox labeled "Exclude results that cannot be added or joined". At the bottom left are links for "Manage Group" and a "Search" button. At the bottom right are two blue links: "Search for Roommates" and "Suggest Roommates".

The last option is to Suggest Roommates. This will review your lifestyle characteristics with everyone who has an application completed and is not already in a group.



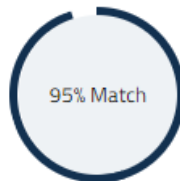
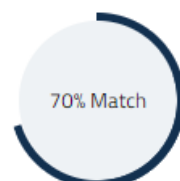
- [Home](#)
- [My Details](#)
- [Apply for Housing](#)
- [Room Selection](#)
- [Special Housing Requests](#)
- [Log Out](#)

Suggested Roommates

[Manage Group](#)

[Search for Roommates](#)

[Search for Roommates by Lifestyle Characteristics](#)

<p>Jae Classification: First-Year Experience Gender: Male Additional Lifestyle Characteristics: video games</p>	 <p>95% Match</p>	<p>Add To Group</p> <p>Send Message</p> <p>View Profile</p>
<p>Stephen Classification: First-Year Experience Gender: Male Additional Lifestyle Characteristics: quiet, likes video games and jazz</p>	 <p>70% Match</p>	<p>Add To Group</p> <p>Send Message</p> <p>View Profile</p>

When you click “Add to Group”, that student will receive an email asking them to join the group. It will also show up on this page in their housing portal for them to accept or deny the request.

Home My Details Apply for Housing Room Selection Special Housing Requests Log Out

First Year Roommate Groups

Your request to add Stephen to group Spartan For Life has been sent.

Want to know how to use the search opens? Open this website and review How to Search for Roommates to use this option.

Group: Spartan For Life

Submit Group For Room Selection Delete Group Edit Group

[Search for Roommates](#)
[Search for Roommates by Lifestyle Characteristics](#)
[Suggest Roommates](#)

.Sparty .CWRU (Group Leader)
Classification: First-Year Experience [View Profile](#)
Gender: Male
Additional Lifestyle Characteristics:

Outgoing Requests

Stephen
Age: Unknown
Classification: First-Year Experience [Cancel](#)
Gender: Male
Description: quiet, likes video games and jazz
Expiry Date: 5/7/2023 17:12

Group Not Submitted
Your group has not been submitted. You should press the **Submit Group for Room Selection** once your roommate group is complete.

You have 3 days to accept a group request before the request disappears.



Once your roommate accepts, your page will say **Your group is now full.**

On this page, you can remove your roommate, make them the leader or delete/edit your group.

[Home](#) [My Details](#) [Apply for Housing](#) [Room Selection](#) [Special Housing Requests](#) [Log Out](#)

First Year Roommate Groups

Want to know how to use the search opens? Open this website and review How to Search for Roommates to use this option.

Group: Spartan For Life


Your group is full

[Submit Group For Room Selection](#) [Delete Group](#) [Edit Group](#) [Search for Roommates](#)
[Search for Roommates by Lifestyle Characteristics](#)
[Suggest Roommates](#)

.Sparty .CWRU (Group Leader) Classification: First-Year Experience Gender: Male Additional Lifestyle Characteristics:	View Profile
Stephen Classification: First-Year Experience Gender: Male Additional Lifestyle Characteristics: quiet, likes video games and jazz	Remove Roommate Make Leader Send Message View Profile

Group Not Submitted
Your group has not been submitted. You should press the **Submit Group for Room Selection** once your roommate group is complete.

When ready, click the **Submit Group for Room Selection** button.
Your group will show as submitted for room selection.
You will come back to this page on June 1 at 7 p.m. EST to choose your room.



Home My Details Apply for Housing Room Selection Special Housing Requests Log Out

First Year Roommate Groups

Want to know how to use the search opens? Open this website and review How to Search for Roommates to use this option.

Submitted
Your roommate group has been submitted.

Group: Spartan For Life

Your group is full

Delete Group [Edit Group](#) [Search for Roommates](#) [Search for Roommates by Lifestyle Characteristics](#) [Suggest Roommates](#)

.Sparty .CWRU (Group Leader) Classification: First-Year Experience Gender: Male Additional Lifestyle Characteristics:	View Profile
Stephen Classification: First-Year Experience Gender: Male Additional Lifestyle Characteristics: quiet, likes video games and jazz	Remove Roommate Make Leader Send Message View Profile

Group Submitted
Your group has been submitted. Come back to this page when you can begin choosing rooms on June 1, 2023 at 7 p.m. EST

Things to Remember:

You can only be in a one roommate group at a time.
If someone is trying to add you, and you have created a group, you must delete your group first.

The first few days that students are completing their housing application; you may not find compatible roommate options.

Be patient! As more students complete their application, you will find more roommate suggestions.

If you have submitted your group, and now want to change your roommate, click on Delete Group.
This will remove you and your roommate from that group.

If you have any questions, please out to us in University Housing
216-368-3780
M-F 8:30 a.m. to 5 p.m. EST
housing@case.edu