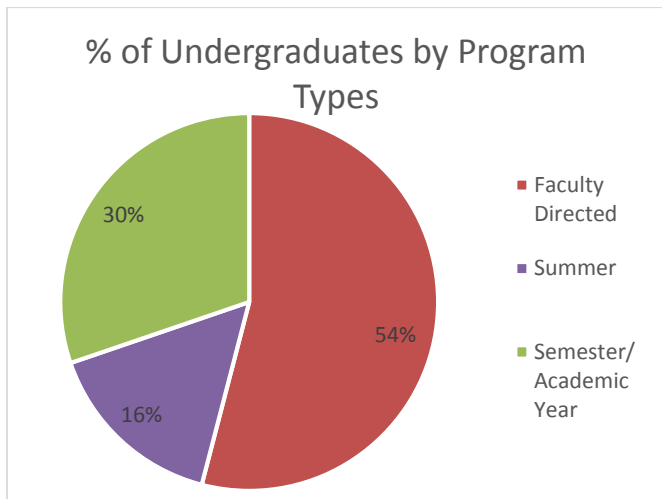
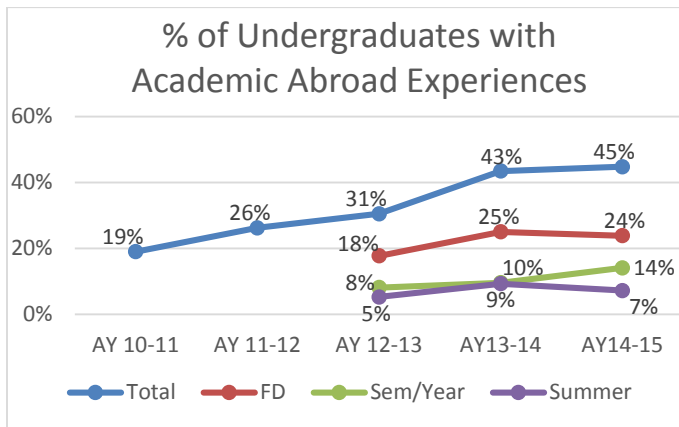


# CWRU ACADEMIC STUDY ABROAD—Undergraduate 2014-2015<sup>1</sup>

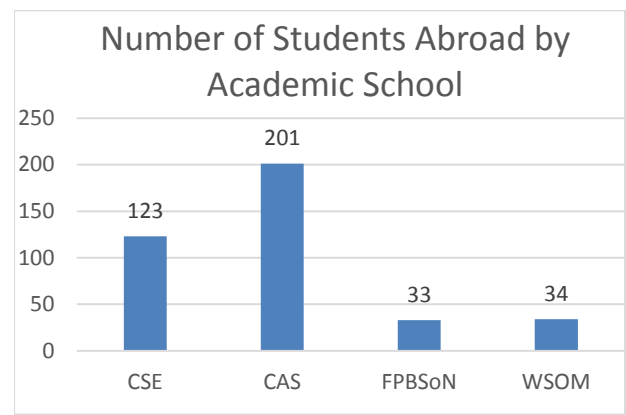


Nationally, 58.9% study abroad on short-term/faculty directed programs, with 41.1% completing a semester/academic year abroad.\*\*\*

### Top 10 Majors Studying Abroad

Biomedical Engineering	43
Nursing	33
Psychology	32
Biology	28
Chemical Engineering	22
Anthropology	21
International Studies	20
Mechanical Engineering	19
Finance	16
Economics	13

*Of the total students abroad 35 students were undeclared. 54 students claimed pre-health.*



The number of students abroad by academic major is higher than the total number of students abroad due to students being in multiple academic units.

## In 2014-15, . . .

- 404 (44.8%) CWRU undergraduates studied abroad compared to 9% nationally\*\*\*
- 3.49 was the average GPA of study abroad students
- An additional 35 undergraduates participated in non-academic non-credit programs
- Faculty directed 33 study abroad programs
- The Office of Education Abroad collaborated with 88 study abroad partners

## Top Semester/Academic Year Destinations

United Kingdom	30
Denmark	13
China	12
Singapore	8
Ireland	8

Gender and Ethnicity Breakdown	Female	Male	Total	% of Study Abroad	% of CWRU Pop.
American Indian	0	0	0	0%	0%
Asian	71	46	117	29%	19%
Black	11	5	16	4%	5%
Latino	8	6	14	3%	5%
Multi	15	7	22	5%	4%
White	130	92	222	55%	53%
Unknown	9	4	13	3%	4%
<b>Total</b>	<b>244</b>	<b>160</b>	<b>404</b>	<b>99%</b>	<b>90%*</b>
% of Study Abroad	61%	39%	100%		
% of CWRU Pop.	45%	55%	100%		

Nationally, the gender ratio is 65:35, female:male, with 76% of all students studying abroad identifying as white.\*\*\*

\*The remaining 10% are counted by CWRU as international.

<sup>1</sup> The CWRU data was collected from fall 2014-summer 2015. The data reflects registered undergraduate students who were abroad for academic purposes, including credit programs and non-credit programs with academic components (research, co-op, internship, service learning). This data does not include 35 undergraduate students who went abroad for reasons that were not academic. National data all comes from the Institute of International Education. (2013)\*\*\*. Open Doors Report on International Educational Exchange. Retrieved from <http://www.iie.org/opendoors>