

# 2013 *The Freshman Survey*:

## College Expectations

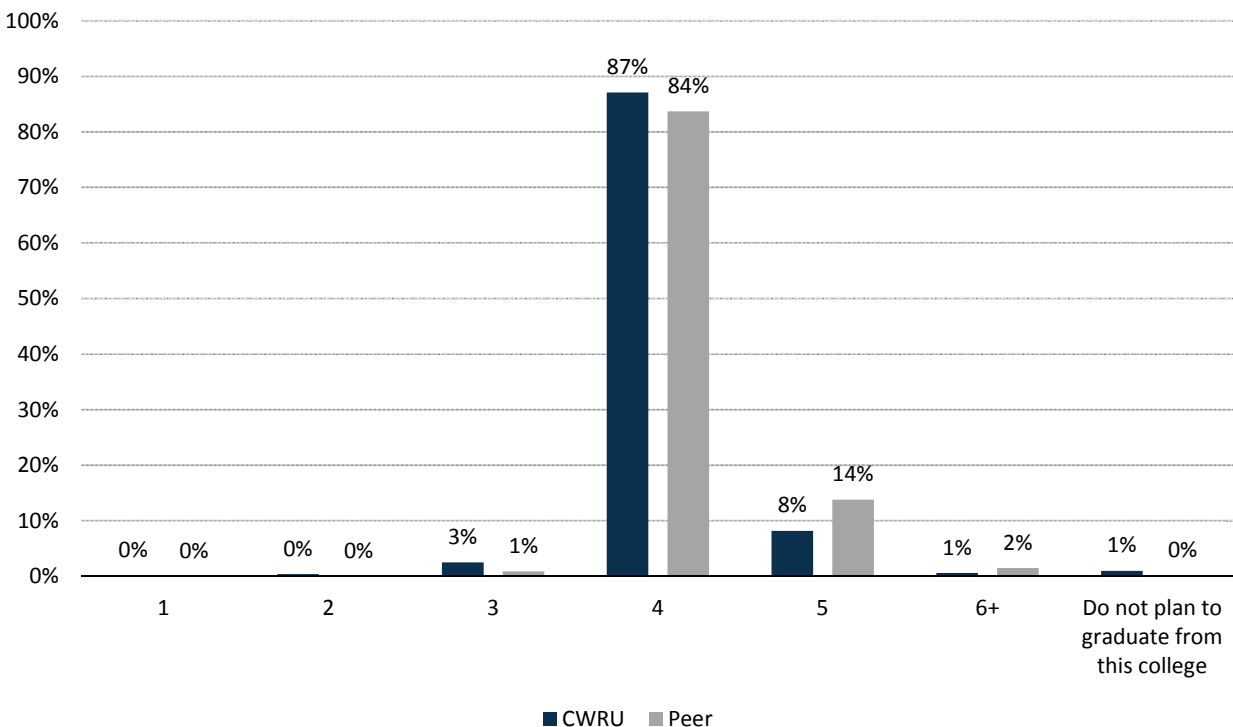
### Introduction

In summer and fall of 2013, first-year students enrolled at Case Western Reserve University (CWRU) were asked to complete the Cooperative Institutional Research Program's (CIRP) *The Freshman Survey (TFS)*. The survey covers a variety of topics related to students' experiences, beliefs, and expectations prior to entering college. Only first-time first-year students who were 18 years and older were eligible to participate.<sup>1</sup> This report focuses on students' expectations for college.

### Time to degree

Students were asked "How many years do you expect it will take you to graduate from this college?" As can be seen in Figure 1, CWRU first year students expected to graduate more quickly than students at peer institutions.<sup>2</sup> Although 87% of incoming CWRU students expect to graduate in four years, the four-year graduation rate is substantially lower than average 4 year graduation rate of 63%.

Figure 1: Expected Time to Graduate



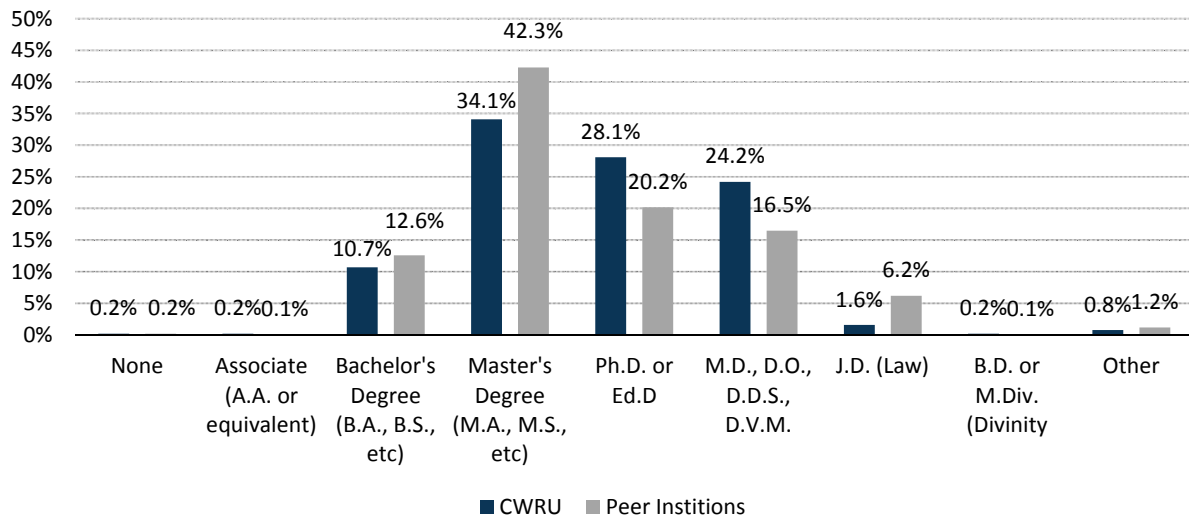
<sup>1</sup> Of the 1,021 eligible students, 522 completed the survey resulting in a 51% response rate. Compared to their peers, women, White/Asian students, and domestic students were more likely to participate in the survey.

<sup>2</sup> Peer universities included: Boston College, Brown University, California Institute of Technology, Duke University, Emory University, Northeastern University, Northwestern University, Rice University, Tulane University of Louisiana, University of Notre Dame, University of Rochester, University of Southern California, and Vanderbilt University

## Degree Aspirations

First-year students were asked: “What is the highest academic degree that you intend to attain?” Figure 2 shows students responses to this item. *Significantly more* CWRU students planned to finish a Ph.D/Ed.D and M.D., D.O., D.D.S., or D.V.M. when compared to peers. *Significantly fewer* CWRU students planned on getting a J.D. or Master’s Degree ( $p < .05$ ).

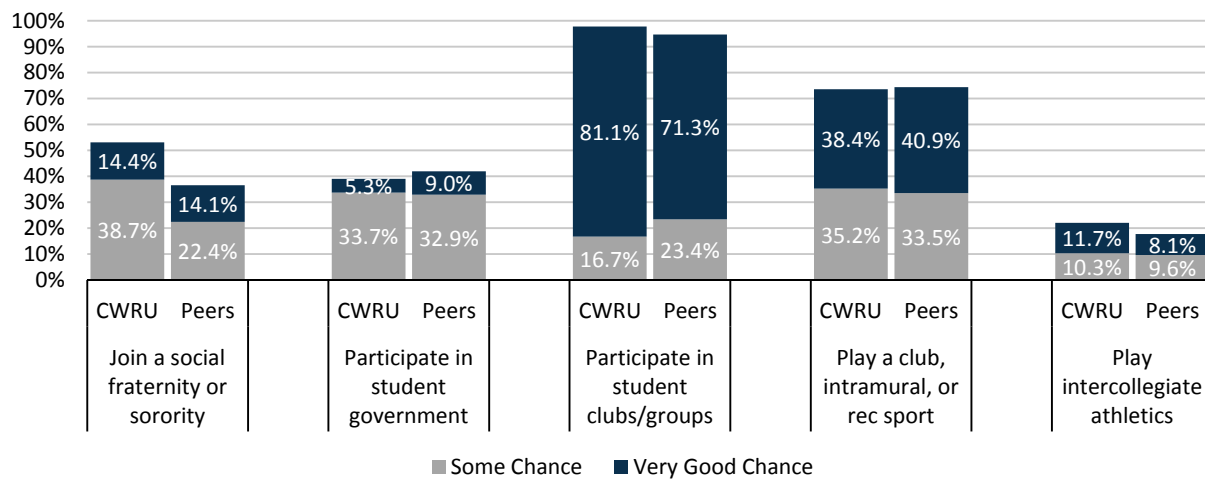
Figure 2: Degree Aspirations



## Social Expectations

Students were asked how likely it would be to participate in a social activities in college. CWRU students were *significantly less* likely to report they would participate in student government. CWRU students were *significantly more* likely to say they would participate in a social fraternity or sorority, participate in student clubs or groups, or play intercollegiate athletics.

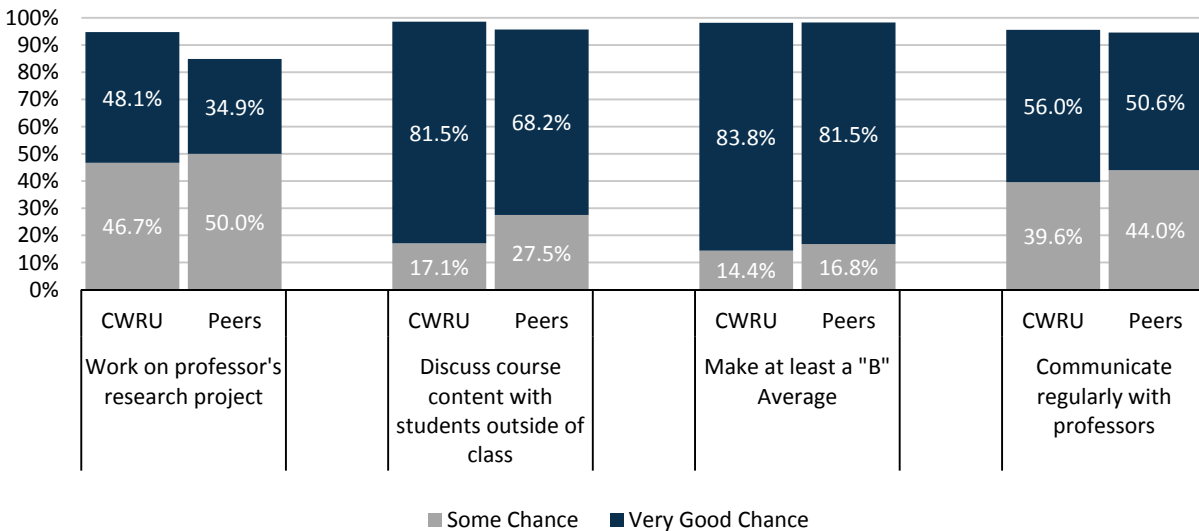
Figure 3: Social Expectations



## Expectations: Classroom Engagement

Students were asked about their expectations for academic engagement. Compared to their peers, *significantly more* CWRU students indicated there was a good or very good chance they would work on a professor's research project, discuss course content with students outside of class, and communicate regularly with professors.

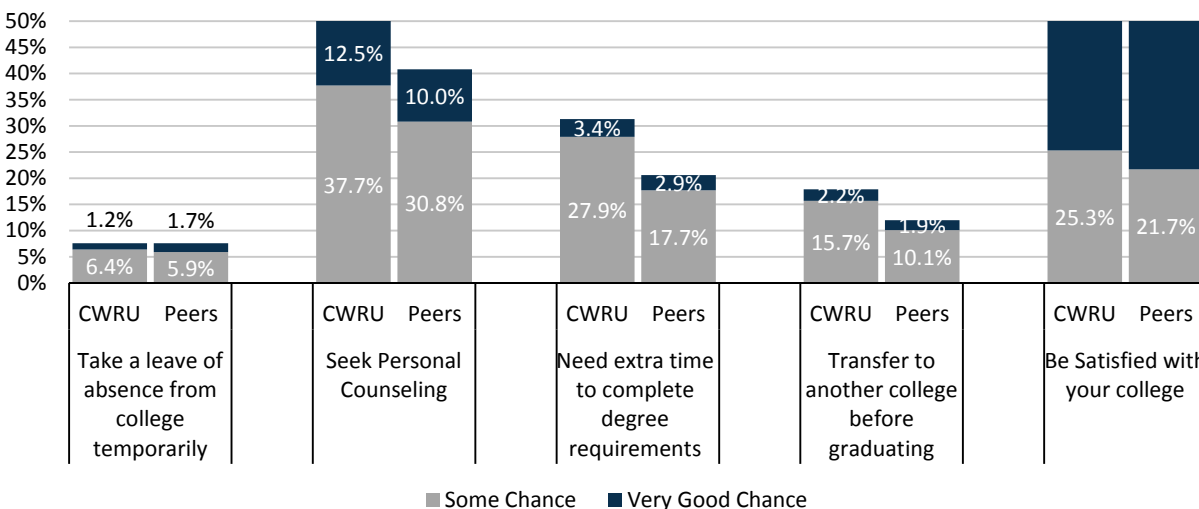
Figure 4: Classroom Engagement



## Expectations: College Difficulties

Students were asked several questions related to expectations for difficulties in their college careers. When compared to students at peer institutions, CWRU students were *significantly more* likely to say they would take a leave of absence, seek personal counseling, need extra time to graduate, and to transfer to another college.

Figure 5: College Difficulties



## Additional Information

For additional information, please contact Joshua Terchek at (216) 368-1500 or [jit7@case.edu](mailto:jit7@case.edu). Additional reports can be found on our website at <https://www.case.edu/president/cir/cirhome.html>.