

Admits and Completions by Year

Office of Institutional Research

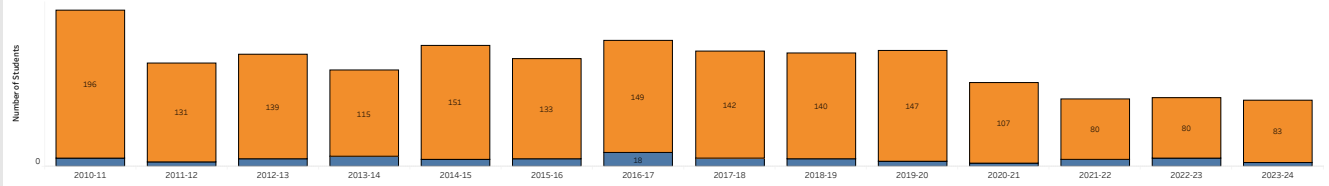


Field of Study:
Nursing

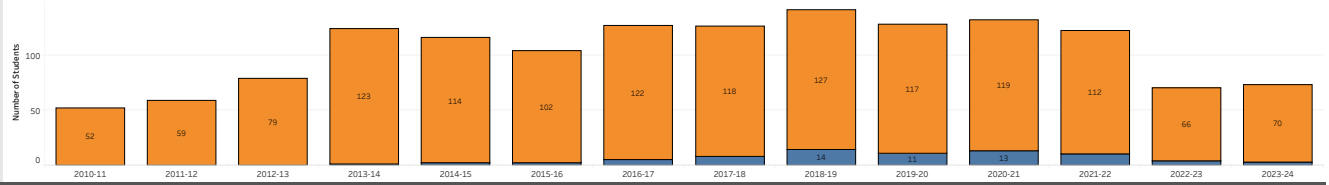
Entering Degree Level
■ Masters
■ Doctorate

Note:
 The data provided here are based on centralized student records. Program records may more accurately reflect student matriculation, completion and time-to-degree. Students who change programs or degree levels have an impact on calculated rates and time-to-degree. These serv...

Matriculants by Year



Completions by Year, based on above matriculants



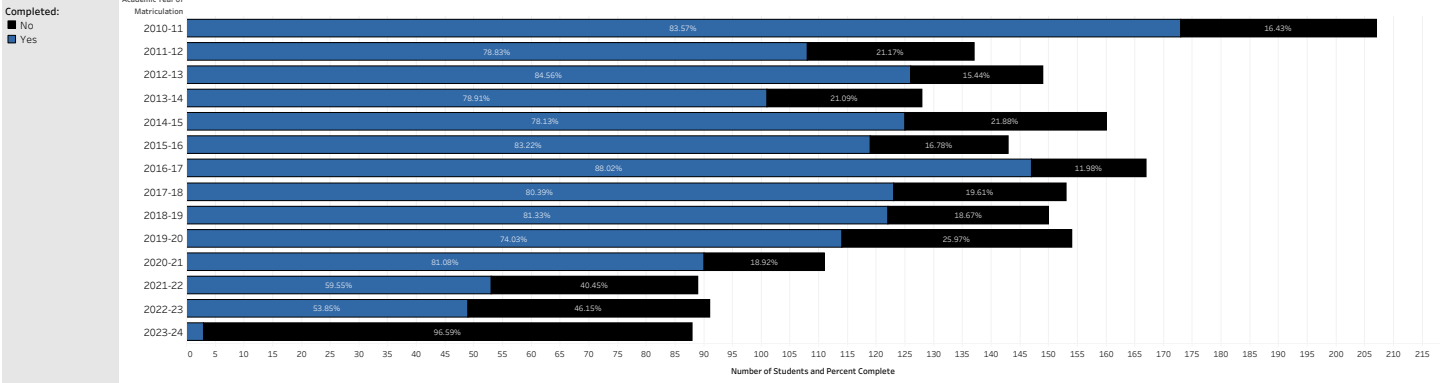
Completions by Starting Year

Office of Institutional Research



Field of Study:
Nursing

Completion by Starting Year



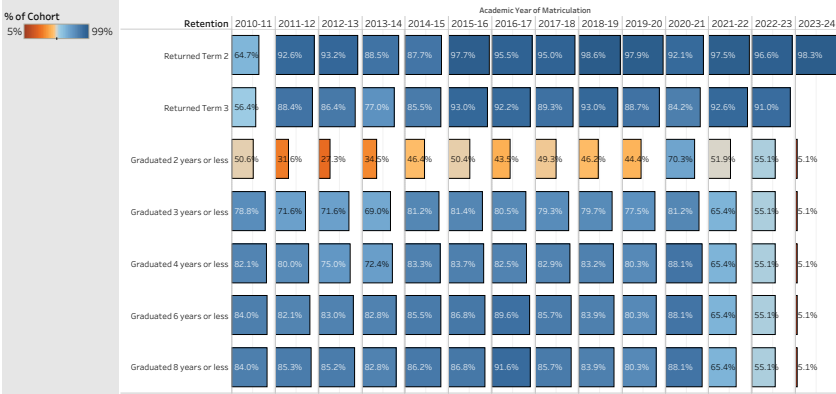
Retention and Graduation by Cohort

Office of Institutional Research



Field of Study: Nursing

Retention and Graduation



If you have trouble accessing this information, need to request data in an alternative format, or need to report a technical problem, please view our help page for how to get assistance.

Need Help

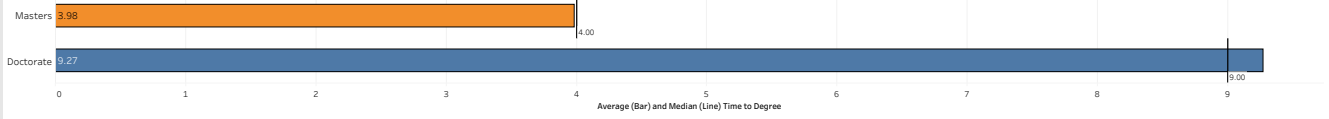
Time to Degree in Terms

Office of Institutional Research

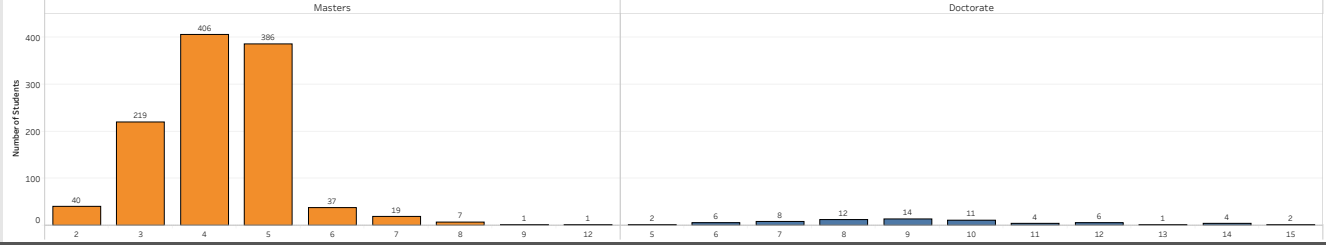


Field of Study:
Nursing

Mean and Median Time-to-Degree in Terms*



Number of Terms* to Complete Degree



* Calculated terms consist of only Fall and Spring semesters. Summer terms are not included, but may be required depending upon the program of study.

Time to Degree in Years

Office of Institutional Research



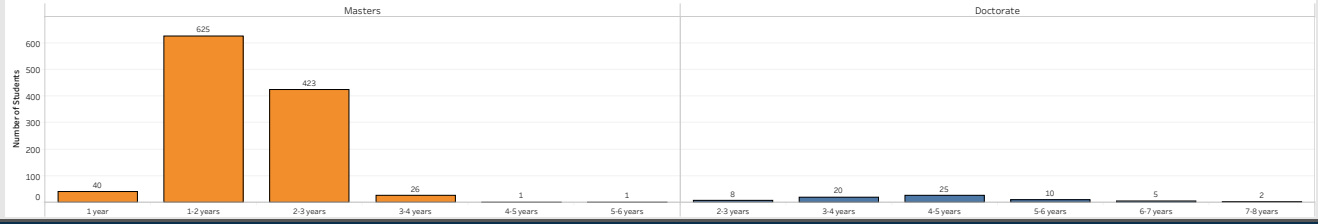
Field of Study:
Nursing

Mean and Median Time-to-Degree in Years



Note:
The data provided here are based on centralized student records. Program records may more accurately reflect student matriculation, completion and time-to-degree. Students who change programs or degree levels have an impact on calculated rates and time-to-degree. These serve strictly as guides, and these calculations should be considered given published program length.

Number of Years to Complete Degree



Average Time to Completion by Plan

Office of Institutional Research



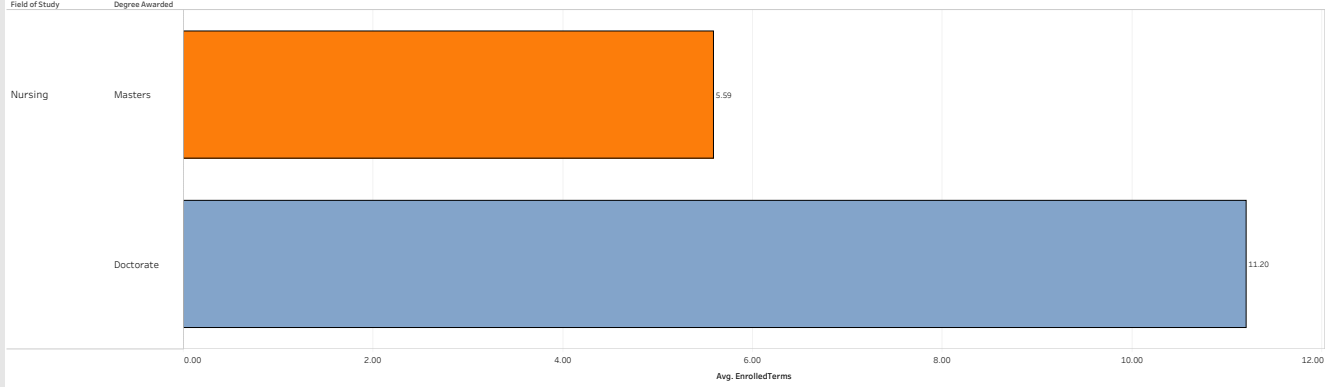
Field of Study:
Nursing

Average Time to Complete (in terms*) by Plan

Degree Awarded
Masters
Doctorate

Notes:
The data provided here are based on centralized student records. Program records may more accurately reflect student matriculation, completion and time-to-degree. Students who change programs or degree levels have an impact on calculated rates and time-to-degree. These serve strictly as guides, and these calculations should be considered given published program length.

* Calculated terms consist of only Fall and Spring semesters. Summer terms are not included, but may be required depending upon the program of study.



If you have trouble accessing this information, need to request data in an alternative format, or need to report a technical problem, please view our help page for how to get assistance.

