

Cleveland Division of Air Quality 2024 Air Report

David Taylor, Health Outreach Specialist, PHT-NOW Student
Case Western Reserve University/Cleveland Division of Air Quality

Background

Cleveland Department of Public Health
Division of Air Quality
75 Erieview Plaza
Cleveland OH 44114

The Cleveland Division of Air Quality (CDAQ) is a part of the Department of Public Health in the City of Cleveland. CDAQ is the EPA Air Quality management agency in Cuyahoga County. CDAQ writes all air permits, enforces all air quality regulations, conducts air quality education programs, and measures and monitors air quality data in Cuyahoga County Ohio.

Population

CDAQ serves the entire population within the City of Cleveland. Most CDAQ serves also serve the whole of Cuyahoga County. An example of a City resident only program is the Breath Easy Everyday (B.E.E.) Project that aims to identify asthma triggers in the home.

Learning Objectives

1. Analyze quantitative and qualitative data using biostatistics, informatics, computer-based programming and software, as appropriate.
2. Interpret results of data analysis for public health research, policy or practice.
3. Advocate for political, social or economic policies and programs that will improve health in diverse populations.
4. Evaluate policies for their impact on public health and health equity.
5. Communicate audience-appropriate public health content, both in writing and through oral presentation.

Activities

My day to day activities mostly included collecting air quality data, analyzing it, creating data visuals, and writing up the report. With the report, I also created a template that can be used for future reports..

Deliverables

2024 Air Report
Air Report Template



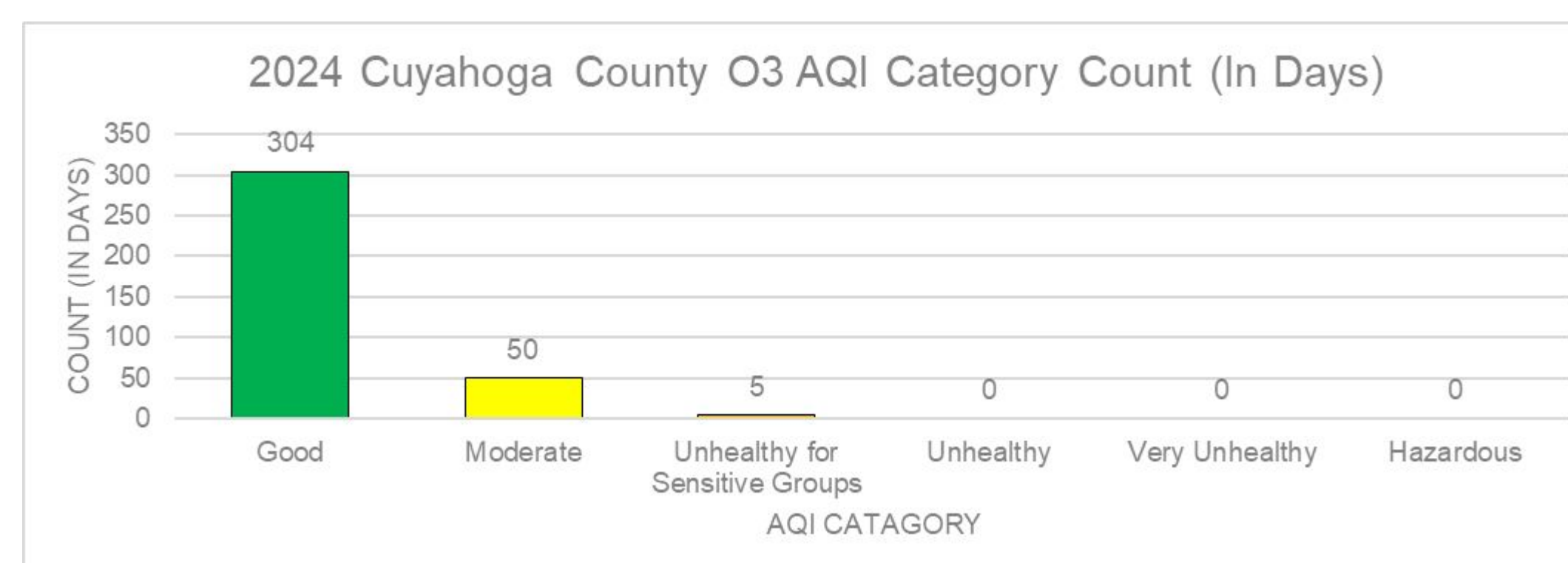
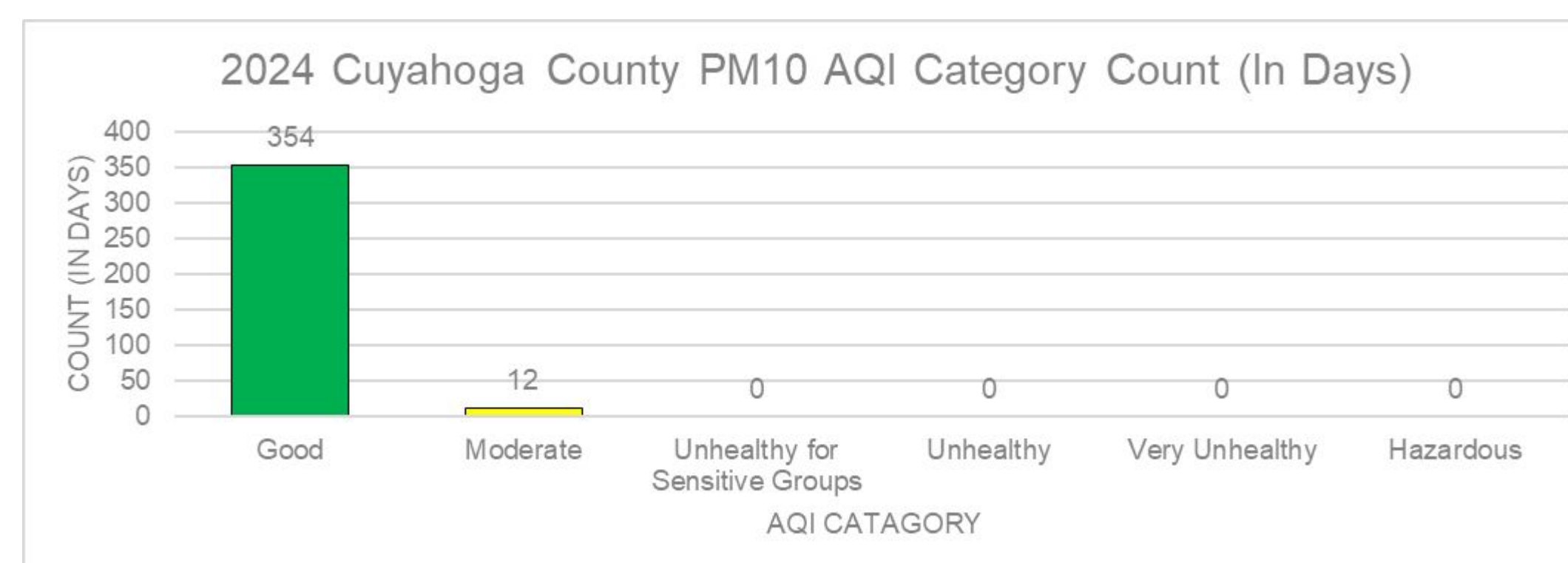
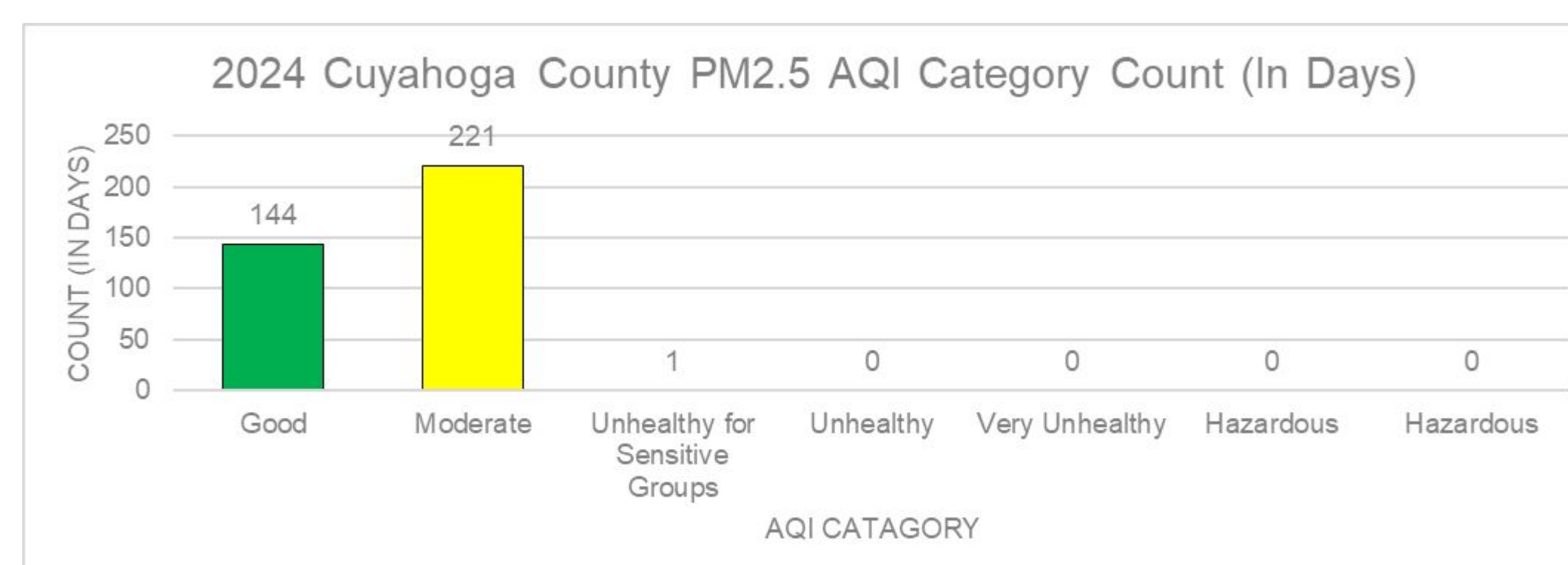
Master of Public Health Program

Report Contents

Below is the AQI and the AQI Days in each category for PM2.5, PM 10 and Ground Level Ozone (O3). PM2.5 and O3 are the most problematic of the three pollutants. Cuyahoga County also saw very problematic Poor AQ days where there were Moderate of higher reading in 2 of the 3 pollutants

Days With Multiple Pollutants in the Moderate or Higher AQI Level	
Date	Pollutants
02/20/2024	PM2.5 & PM10
05/21/2024	PM10 & O3
05/24/2024	PM2.5 & O3
06/17/2024	PM2.5 & PM10
06/20/2024	PM2.5 & O3

AQI LEVEL	INDEX VALUES	DESCRIPTION OF AIR QUALITY
GOOD	0 to 50	No health impacts expected
MODERATE	51 to 100	Very sensitive people may wish to limit outdoor activity
UNHEALTHY SENSITIVE GROUPS	101 to 150	Sensitive people should limit outdoor activity
UNHEALTHY	151 to 200	Everyone should limit outdoor activity
VERY UNHEALTHY	201 to 300	Sensitive people should avoid all outdoor activity
HAZARDOUS	301 to 500	Everyone should avoid all outdoor activity



Lessons Learned

Government is tricky. There is a lot of grey area, red tape, and unfortunately confusion at times

- I ran into trouble finding contacts that could get me information I wanted.
- I wasn't sure who to contact in the first place as well so I found myself asking multiple people for that same info only to be passed to someone else.
- I never received information I was told I would get
- Navigating government websites might be the biggest challenge I had.
- The Federal and Ohio EPA websites, like many government websites are not easy to move through when it comes to finding information.

Graphic design and communications is time consuming.

- Report generation was not easy
- I used a template
- Building from scratch may have been easier, but it would have been much more basic
- Communicating with the public in a way that is understandable and consistent while also maintaining the integrity of the work is a fine line.

Public Health Implications

- CDAQ now has a report to offer the public that fits public eyes.
- CDAQ has a template for future reports.
- I know what it will take to recreate this report in the future if tasked to do so.
- Insight on the overall air quality in Cuyahoga County can be shared in a way that is comprehensive.
- A picture of the annual air quality can easily be seen and understood

Future Projects

- Future report generation
- Online dashboard: Decades of data
- Easier for the public to access AQ data

References and/or Acknowledgements

I want to Thank Bryan Sokolowski and the CDAQ Monitoring team, Ohio EPA, Mid Ohio Regional Planning Commission, Christina Yoka, Andrew Morris, Dr Daniel Tisch, and all my CWRU instructors and classmates.



CITY OF CLEVELAND
Mayor Justin M. Bibb
PUBLIC HEALTH