

Presenting  
The Entering Class of

20  
25



**CASE WESTERN RESERVE  
UNIVERSITY**  
School of Medicine

Dr. Lina Mehta  
*Associate Dean for Admissions*

# Application Statistics

***Total Applications Nationally: 52,201 (+5%)***

***Total Applications to CWRU: 9,455 (+11%)***

***2025 Entering Class Size: 216***

## University Program

Applications:

7,058

Interviews:

759

Matriculants:

172

## Lerner College Program

Applications: 2,461

Interviews: 214

Matriculants: 32

## MSTP

Applications:

474

Interviews:

105

Matriculants: 12



CASE WESTERN RESERVE  
UNIVERSITY  
School of Medicine

**52.77%**  
**Women**

**46.75%**  
**Men**




**Age Range: 21-43**

**23.8**  
Average Age



**CASE WESTERN RESERVE  
UNIVERSITY**  
School of Medicine

# Other Information



**First Generation College:**  
7%



**Military Service: 1%**

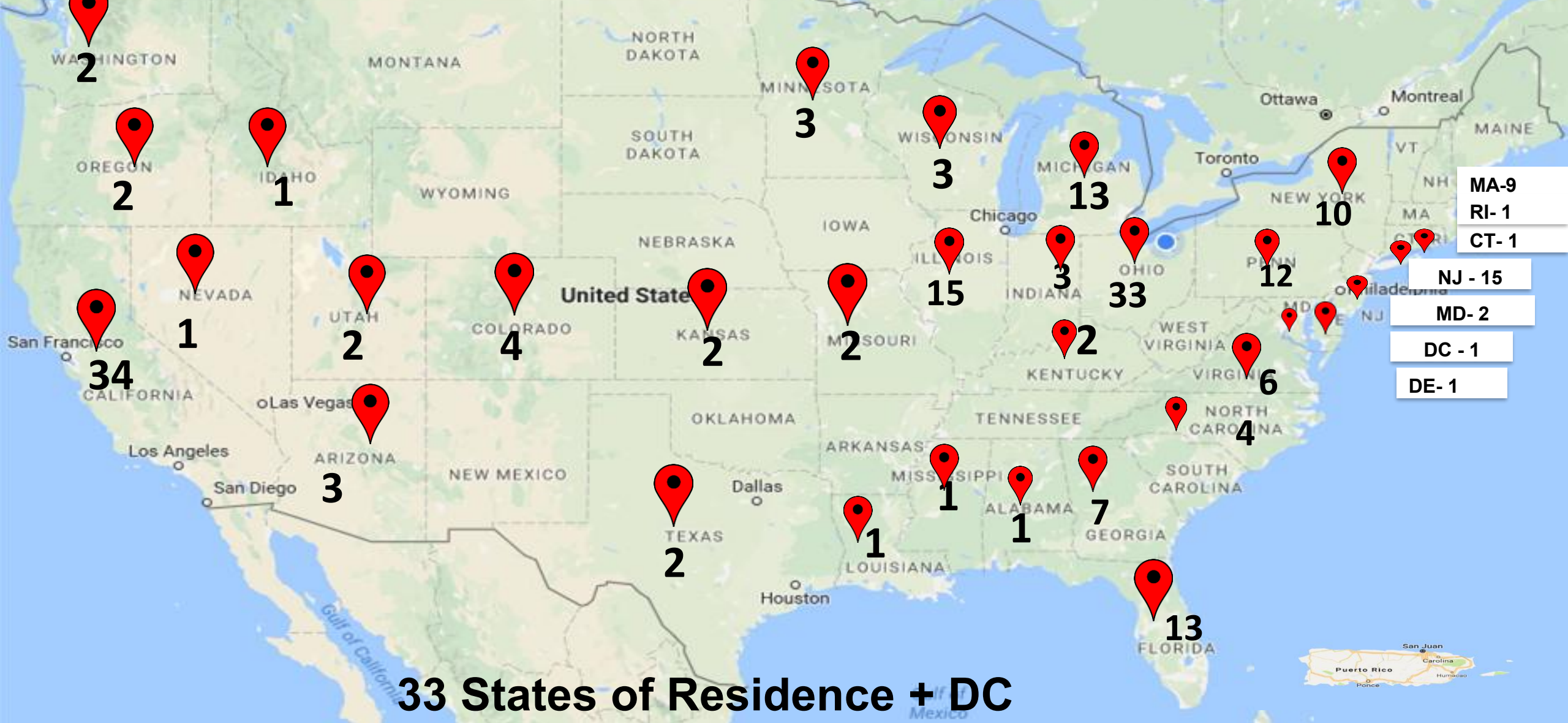


**Rural Areas of US: 4%**



**At least one gap year: 71%**





4 Countries outside of US: Mali, Zimbabwe, Canada, & South Korea

15% In-state 85% Out-of-state

# 75 Different Colleges & Universities



CASE  
WESTERN  
RESERVE  
UNIVERSITY

**37**



THE OHIO STATE  
UNIVERSITY

**14**



**12**

*Ucla*

**10**



JOHNS HOPKINS  
UNIVERSITY

**9**

*Cal*

**9**



Penn  
UNIVERSITY of PENNSYLVANIA

**7**



**6**



Cornell University.

**6**



**4**



Washington  
University in St. Louis

**4**

# 75 Different Colleges & Universities

Albany College of Pharmacy and Health Sciences- 1	Kent State University- 1	University of Illinois at Urbana- Champaign- 3
Boston College- 2	Massachusetts Institute of Technology- 1	University of Iowa- 1
Brigham Young University- 2	Middlebury College- 3	University of Michigan- 12
Brown University- 3	New York University- 1	University of Minnesota- 3
Carnegie Mellon University- 2	North Carolina State University- 1	University of Mississippi- 1
Case Western Reserve University- 37	Northeastern University- 1	University of North Carolina- Chapel Hill- 1
Christendom College- 1	Northwestern University- 6	University of Notre Dame- 3
City University of New York Hunter College- 1	Nova Southeastern University- 1	University of Pennsylvania- 7
Cleveland State University- 1	Pomona College- 1	University of Pittsburgh- 3
Colgate University- 1	Princeton University- 3	University of Rochester- 1
Columbia University- 1	Rensselaer Polytechnic Institute- 1	University of Texas- 1
Cornell University- 6	Saint Norbert College- 1	University of Toronto- 1
Dartmouth College- 2	St. Olaf College- 1	University of Virginia- 1
Denison University- 1	Stanford University- 2	University of Wisconsin- Madison- 4
Duke University- 2	Ohio State University- 14	Vanderbilt University- 1
Earlham College- 1	Tufts University- 3	Virginia Commonwealth University- 1
Edinboro University- 1	University Paris 2 Pantheon-Assas- 1	Wake Forest University- 1
Emory University- 4	University of Alaska Fairbanks- 1	Washington University in St. Louis- 4
Florida State University- 2	University of California-Berkeley- 9	Yale University- 1
Godfrey Okoye University- 1	University of California- Davis - 1	
George Washington University- 1	University of California-Irvine- 1	
Georgetown University- 1	UCLA- 10	
Georgia Institute of Technology- 1	University of California- San Diego- 2	
Georgia State University- 1	University of California- Santa Barbara- 3	
Harvard University- 1	University of Chicago- 2	
Hope College- 1	University of Colorado at Boulder- 1	
John Carroll University- 1	University of Dayton- 2	
Johns Hopkins- 9	University of Florida- 3	

# Majors and Graduate Degrees

## Most Common Majors

- Biology
- Neuroscience
- Psychology
- Chemistry
- Biochemistry
- Biomedical Engineering
- Microbiology
- Psychology
- Nutrition



**19**

**Graduate Degrees + 1 PhD**



**1**

**JD**



**25**

**Double Majors**



**CASE WESTERN RESERVE  
UNIVERSITY**  
School of Medicine

# Undergraduate Degrees

Anthropology, Behavioral Biology; History of Science and Technology, Behavioral, Neuroscience, Biochemistry, Molecular, Biology, Bioengineering, Biological Sciences, Biology and Society, Neuroscience, English, Healthcare Management, Nutrition, Psychology, Biomedical Engineering, Biomedical Science, Biomolecular Science, Biophysics, Biopsychology, Biopsychology, Cognition, and Neuroscience, Biopsychology, Cognition, and Neuroscience (BCN); Modern Greek Language and Culture, Business, Management, Economics, Cell and Developmental Biology, Cell and Molecular Neuroscience, Chemical Biology, Chemistry, Greek, Molecular & Cellular Biology, Classics, Cognitive Science, Comparative Literature, Computational Biology, Computational, Computer Science, Ecology, Evolutionary, Engineering, Electrical Emphasis, Spanish, Food and Sustainability, Government, Health and Human Biology, Health and Sports Science: Integrative Physiology, Health Sciences, Health, Cell Biology, Human Biology, Human Development, Human Nutrition, Information Science, Integrative Physiology, Interdisciplinary Medical Sciences, Mathematics, Mechanical Engineering, Medical Anthropology, Medical Laboratory Science, Microbiology, Bacteriology Immunology, Molecular Genetics, Public Health Studies, Molecular Environmental Biology, Molecular Genetics, Neurobiology, Behavioral Biology, Global Health Studies, Latina and Latino Studies, Nutritional Metabolism, Sociology, Nutritional Sciences and Toxicology, Pharmaceutical Sciences, Philosophy, Physics, Physiological Science, Psychobiology, Religious Studies



# Academic Credentials



Average Cumulative GPA

## Cumulative GPA

Range: 3.12-4.0

Median: 3.92

Mode: 4.0

National Avg. Matriculating Student Cumulative GPA (2024): 3.77 (SD = .23)

## Science GPA

Range: 3.03-4.00

Median: 3.92

Mode: 4.0



Average Science GPA

National Avg. Matriculating Student Science GPA (2024): 3.71 (SD = .31)



CASE WESTERN RESERVE  
UNIVERSITY  
School of Medicine

# Academic Credentials

## MCAT

n= 195

Average: 517 (94%)

Median: 517 (94%)

Mode: 518

Range: 505-526

National Matric. Student Avg. 2024 = 511.7 (80-83%) (SD = 6.9)



# Work/Extracurricular/Academic Activities




**95%**  
Research Experiences



**10%**  
Artistic Endeavors



**83%**  
Volunteer Medical Experiences  
**68%**  
Paid Medical Experiences



**91%**  
Physician Shadowing,  
Clinical Observation



**34%**  
Publications



**49%**  
Teaching/Tutoring/TA



**9%**  
Intercollegiate Athletics



**53%**  
Leadership Experiences

**81%**  
Other Volunteer Experiences



# Just For Fun

Refugee Tutor  
iOS Software Creator  
Home Depot Associate  
Etsy Store Creator  
Office Assistant  
Independent Music Artist  
Auto Mechanic's Assistant  
Keyboard Builder  
Lifeguard  
Screenwriter  
Photographer  
Video Editor  
Meat and Seafood Clerk  
Painter  
Tennis Coach  
Restaurant Server  
Certified Scuba Diver  
Orientation Leader  
Chess Teacher  
Mixed Martial Arts Participant  
Dance Instructor  
Child Caretaker  
Data Science Course Assistant  
IT Assistant  
Scuba Diver  
Social Media Marketing Manager  
Hip-Hop Dancer  
Cadet, Naval Sea Corps Member  
Golf Coach  
Mandarin Interpreter

Grief Center Volunteer  
AMSA Vice President  
ESL Teacher  
Surfer  
Dance Coach  
Bollywood Fusion Dance Team  
Eagle Scout  
Boston Marathoner  
Soccer Referee  
Soccer Coach  
Golf Caddie  
Ski Patrol Worker  
Investment Banking Analyst  
Backpacking Guide  
Rock Climber  
Senior Software Engineer  
Classical Singer  
Latin Dancer  
Basketball Coach

Bee Keeper  
Teach For America Fellow  
Chef  
Gymnastics Coach  
Book Club Co-Founder  
Home Remodeler  
Sunday School Teacher  
High School Volleyball Coach  
Resident Assistant  
2nd grade Chinese School Teaching Assistant  
Delivery Driver  
Figure Skating Coach  
Wakesurfer  
Knitter  
Personal Trainer  
Boxing Instructor  
Beat Reporter  
Job Development Coach

