


First Destination Survey 2018

Class of 2018

1143 Graduates
79% Knowledge Rate*

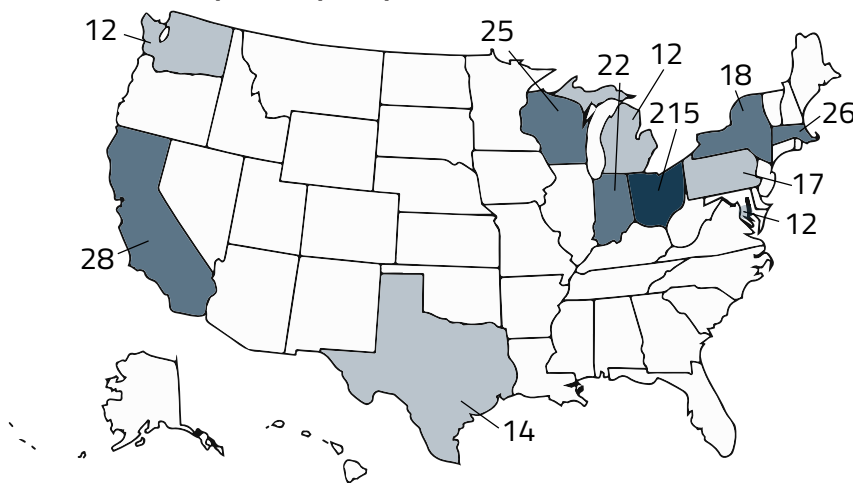
Primary Plans



Full-time employment: 54%
Available for Employment: 6%

Graduate or Professional school: 36%
Other: 4%

Top Employment Locations



Top Graduate Schools

Case Western Reserve University
Columbia University
Cornell University
Duke University
Harvard University

New York University
Northwestern University
Ohio State University
University of Michigan
University of Southern California

Experiential Learning



83% Research or creative endeavor



60% Internship




48% Community service



31% Study abroad

Degrees Pursued



53% Master's 15% PhD
15% MD/DO 8% JD
4% DDS/DMD 5% Other

Top Employment Fields

Engineering 37%
Nursing 11%
Research 10%
Financial Services 6%
Consulting 6%
Information Technology 5%
Business/Administration 4%
Education/Teaching 4%

Top Employers

Accenture
Amazon
Case Western Reserve University
Cleveland Clinic
Deloitte Consulting
Epic
General Electric
JPMorgan Chase
Lockheed Martin
National Institutes of Health
Teach For America
University Hospitals

Degree/Position Relationship

95% Bachelor's degree required

Degree required, major related **79%**

Median Starting Salary Range
\$55,000-\$59,999

*Knowledge rate includes the survey response rate plus additional information gathered from faculty, social media, and other online sources