

First Destination Survey 2019

Class of 2019

1,114 Graduates | 85% Knowledge Rate*

Primary Plans

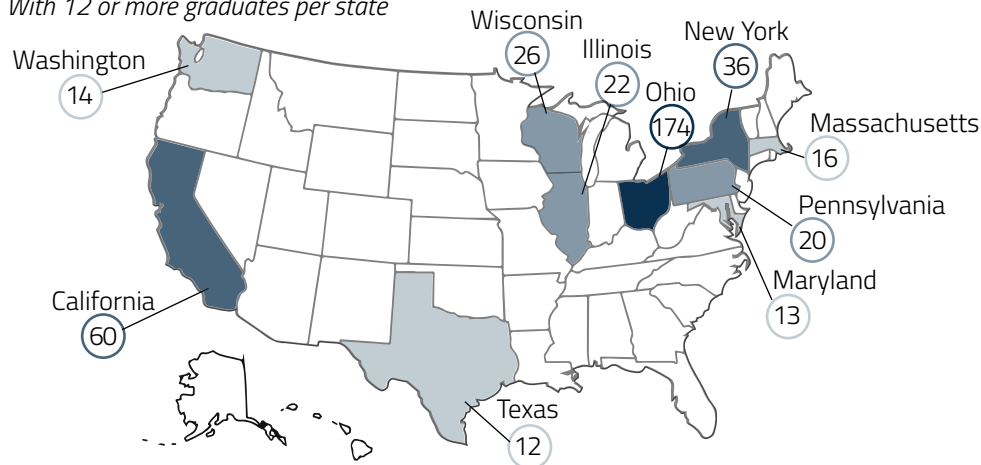


Full-time employment: 54%
Available for employment: 5%

Graduate or professional school: 37%
Other: 4%

Top Employment Locations

With 12 or more graduates per state



Top Graduate Schools

With 5 or more graduates

Boston University
Case Western Reserve University
Columbia University
Johns Hopkins University
New York University



The Ohio State University
University of Chicago
University of Michigan
University of Pennsylvania
University of Pittsburgh
University of Southern California

Experiential Education



81% research or creative endeavor



66% internship

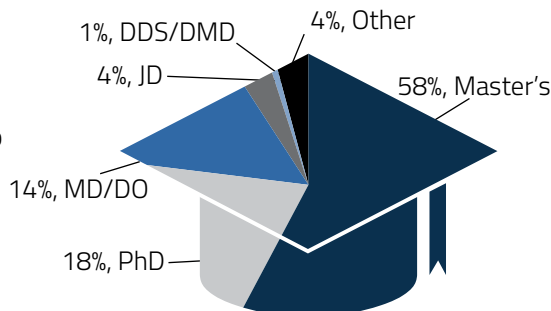


47% community service

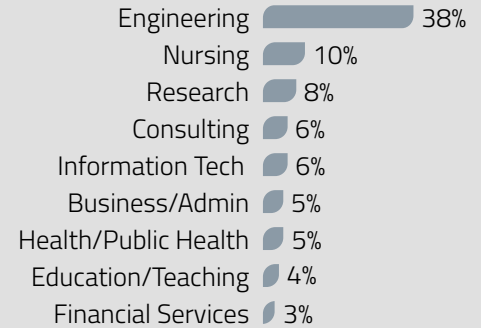


29% study abroad

Degrees Pursued



Top Employment Fields



Top Employers

Hiring 5 or more graduates

- Accenture
- Amazon
- AmeriCorps
- Boeing
- Case Western Reserve University
- Cerner Corporation
- City Year
- Cleveland Clinic
- Deloitte
- Epic
- Goodyear Tire & Rubber Company
- Google
- Lockheed Martin
- Microsoft
- National Institutes of Health
- Parker Hannifin Corporation
- Rockwell Automation
- ScribeAmerica
- University Hospitals

Employment Details

94% Bachelor's degree required

Degree required, major related **82%**

Median starting salary range **\$65,999-\$69,999**

*Knowledge rate includes the survey response rate plus additional information gathered from faculty, social media and other sources.

First Destination Survey 2019

Case School of Engineering 484 Graduates | 88% Knowledge Rate*

Primary Plans

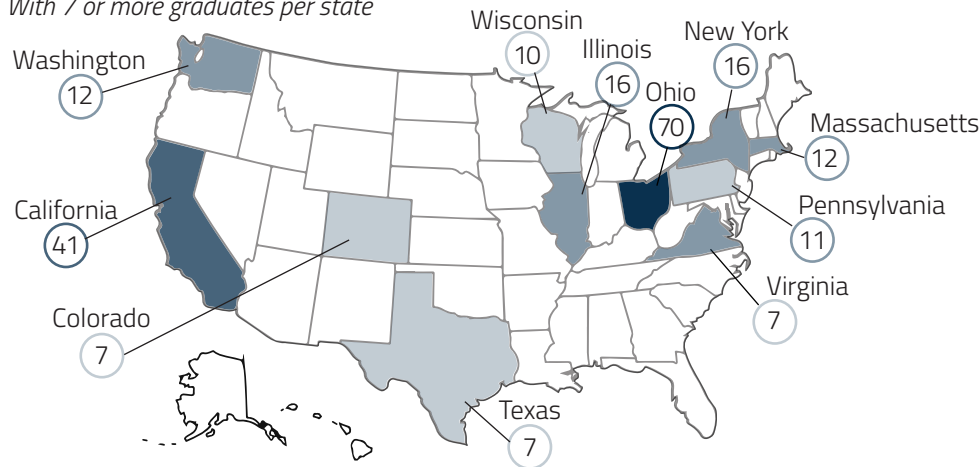


Full-time employment: 63%
Available for employment: 5%

Graduate or professional school: 29%
Other: 2%

Top Employment Locations

With 7 or more graduates per state



Top Graduate Schools

With 2 or more graduates

Boston University
Case Western Reserve University
Columbia University
Duke University
Johns Hopkins University
Massachusetts Institute of Technology



University of California, Berkeley
University of California, San Diego
University of California, Santa Cruz
University of Chicago
University of Michigan
University of Pennsylvania
University of Pittsburgh
University of Southern California
Virginia Polytechnic Institute and State Univ.

Experiential Education



80% research or creative endeavor



75% internship

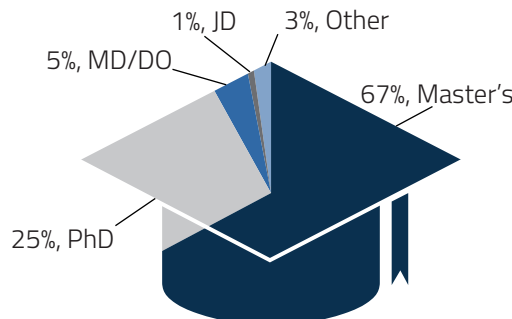


38% community service

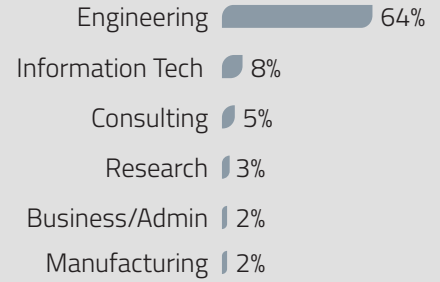


32% co-op

Degrees Pursued

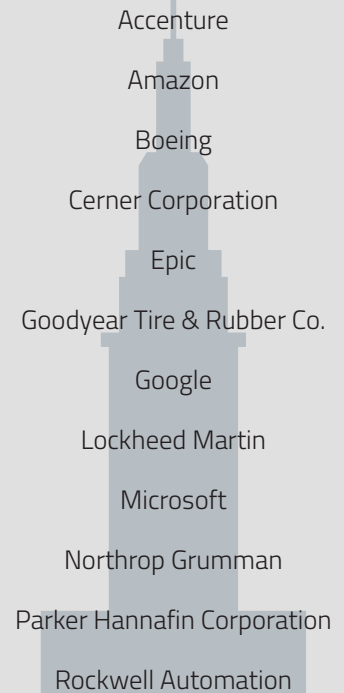


Top Employment Fields



Top Employers

Hiring 4 or more graduates



Employment Details

98% Bachelor's degree required

Degree required, major related **89%**

Median starting salary range **\$70,000-\$74,999**

*Knowledge rate includes the survey response rate plus additional information gathered from faculty, social media and other sources.

First Destination Survey 2019

College of Arts and Sciences 470 Graduates | 81% Knowledge Rate*

Primary Plans

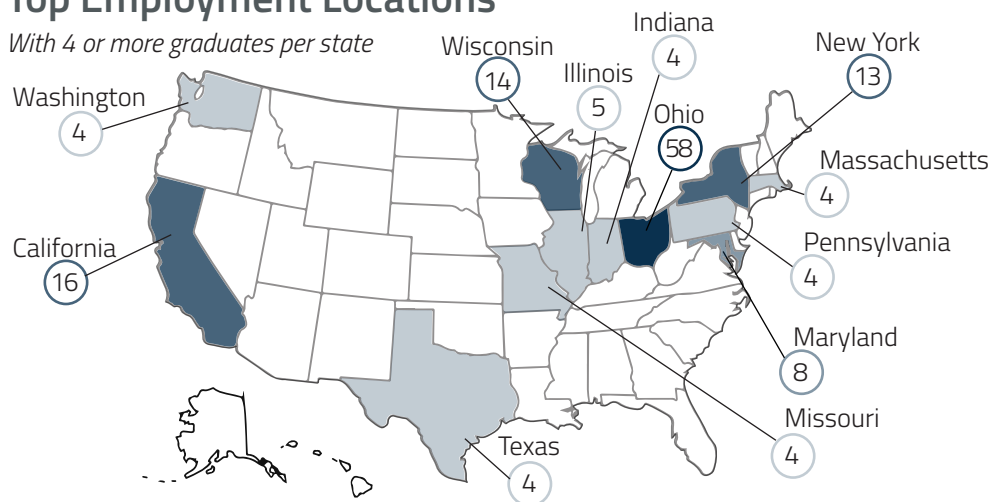


Full-time employment: 42%
Available for employment: 5%

Graduate or professional school: 47%
Other: 5%

Top Employment Locations

With 4 or more graduates per state



Top Graduate Schools

With 3 or more graduates

Carnegie Mellon University
Case Western Reserve University
Columbia University
Drexel University
Georgetown University



New York University
Northwestern University
The Ohio State University
University of Chicago
University of Pittsburgh

Experiential Education



90% research or creative endeavor



57% community service

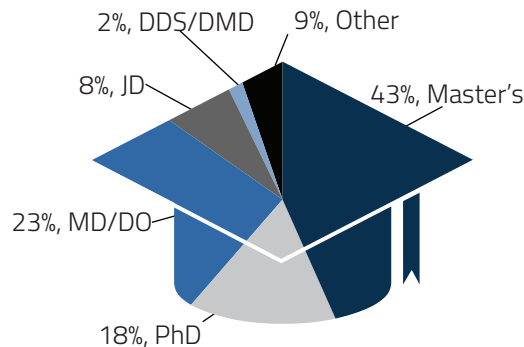


56% internship

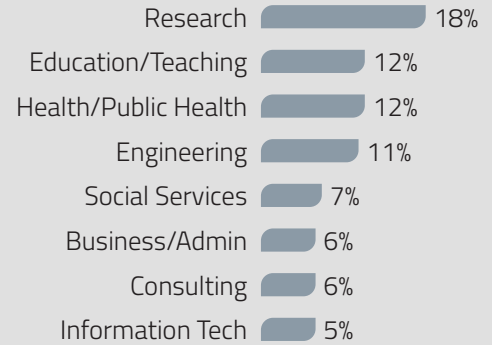


39% study abroad

Degrees Pursued



Top Employment Fields



Top Employers

Hiring 3 or more graduates



Employment Details

84% Bachelor's degree required

Degree required, major related **64%**

Median starting salary range **\$45,000-\$49,999**

*Knowledge rate includes the survey response rate plus additional information gathered from faculty, social media and other sources.

First Destination Survey 2019

Frances Payne Bolton School of Nursing

60 Graduates
98% Knowledge Rate*

Primary Plans

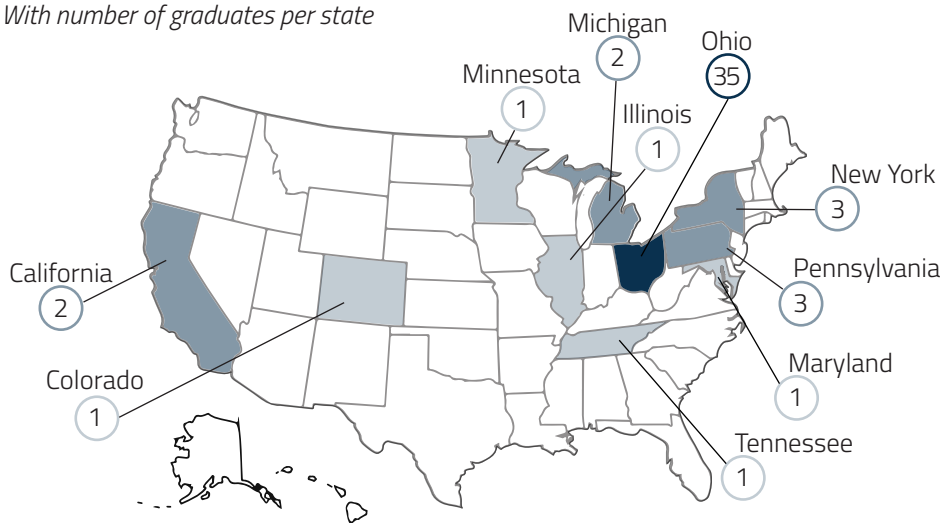


Full-time employment: 90%
Available for employment: 5%

Graduate or professional school: 5%

Top Employment Locations

With number of graduates per state



Experiential Education



61% research or
creative endeavor



100% Nurse
Practicum/Clinicals



59% community
service

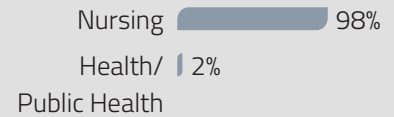


39% internship



7% study
abroad

Top Employment Fields



Top Employers



Employment Details

97% Bachelor's degree
required

Degree required,
major related 97%

Median starting salary range
\$50,000-\$54,999

*Knowledge rate includes the survey response rate plus additional information gathered from faculty, social media and other sources.

First Destination Survey 2019

Weatherhead School of Management

165 Graduates
84% Knowledge Rate*

Primary Plans

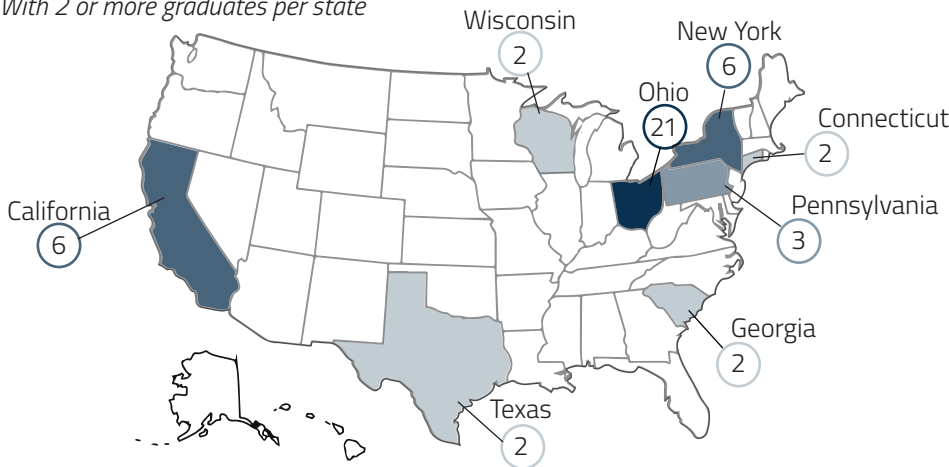


Full-time employment: 45%
Available for employment: 7%

Graduate or professional school: 43%
Other: 6%

Top Employment Locations

With 2 or more graduates per state



Top Graduate Schools

Case Western Reserve University
Columbia University
Cornell University
George Washington University
Indiana University



Johns Hopkins University
New York University
Pennsylvania State University
University of Michigan
University of Notre Dame

Experiential Education



91% internship



71% research or
creative endeavor

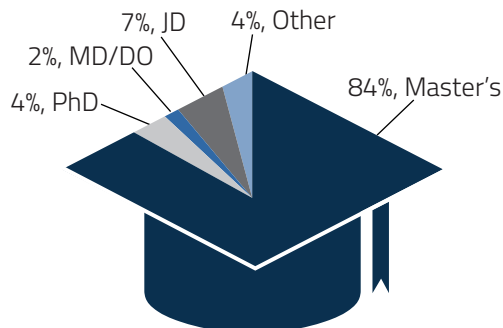


48% study
abroad

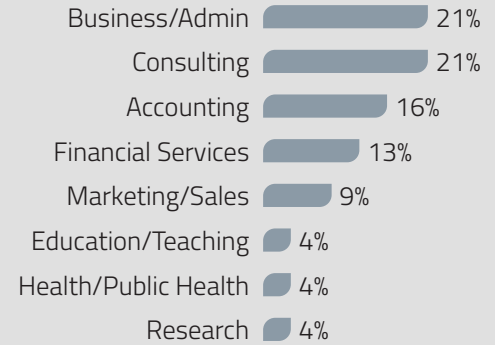


38% community
service

Degrees Pursued



Top Employment Fields



Top Employers

Hiring 2 or more graduates

Alexander Mann Solutions

BDO

BNY Mellon

Deloitte

Epic

EY

PwC

Venture for America

Employment Details

95% Bachelor's degree
required

Degree required,
major related **85%**

Median starting salary range
\$55,000-\$59,999

*Knowledge rate includes the survey response rate plus additional information gathered from faculty, social media and other sources.