

# First Destination Survey 2021

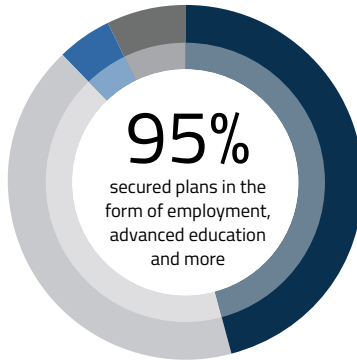
## Weatherhead School of Management

169 Graduates | 88% Knowledge Rate\*

### Primary Plans

Our students graduate ready to launch their futures. In 2021, their plans included:

- Full-time employment: **46%**
- Graduate or professional school: **42%**
- Available for employment: **5%**
- Other (e.g., volunteer, entrepreneurship, military): **7%**



### Industries

Graduates launched their careers in diverse industries:

Accounting/Finance	41%
Marketing/Sales	12%
Business/Admin	7%
Consulting	7%
Research	6%
Engineering	4%
Entertainment	4%
Information Tech	4%
Law/Politics/Govt	4%

### Employment Details

Graduates landed positions that would help advance their goals:

**\$60,000-\$64,999**

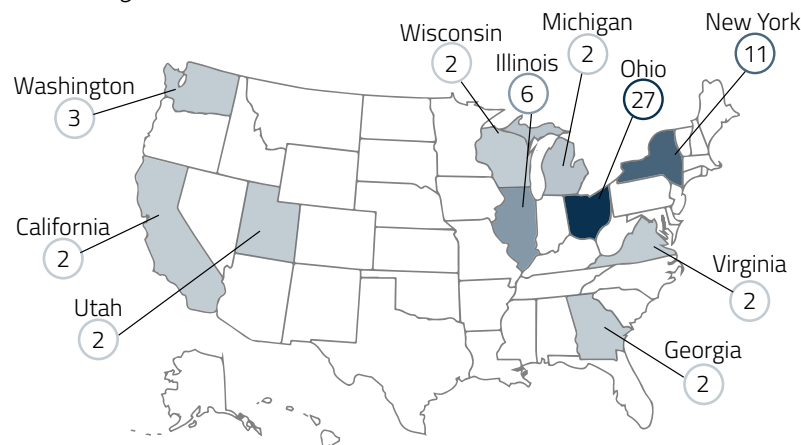
median starting salary range

**90%** of positions required a Bachelor's degree

**78%** of positions required a degree and were major-related

### Employers and Locations

Graduates secured positions at top firms in sought-after job markets. Destinations with 2 or more graduates include:



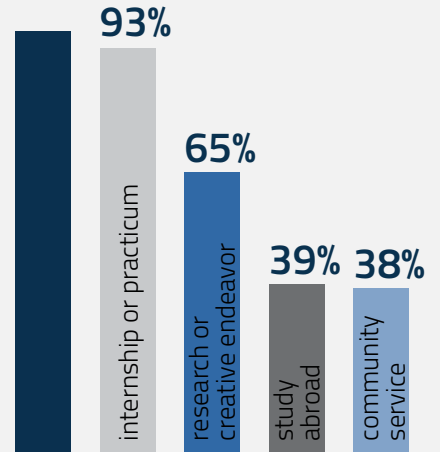
Employers that hired 2 or more graduates:

Deloitte | Epic | EY | KeyBank | PwC | Teach for America

### Experiential Education

Hands-on learning prepares CWRU graduates for what's next.

**97%** of respondents indicated that they participated in at least one experiential education activity



### Graduate Schools

Our graduates enroll in top programs:

Boston University  
Case Western Reserve University  
Columbia University  
Cornell University  
New York University  
Ohio State University  
University of Pennsylvania  
Vanderbilt University  
Washington University in St. Louis  
Yale University

### Degrees Pursued



Degrees Pursued:

- Master's: **78%**
- JD: **7%**
- MD/DO: **12%**
- Other: **3%**

\*Knowledge rate includes the survey response rate plus additional information gathered from faculty, social media and other sources.