

The Faculty Senate Committee on Research:

2018-19 Faculty Research Survey

Hari Baskaran

Chair, Faculty Senate Committee on Research

Background

- Based on data from CWRU 2010 & 2014 Faculty Climate Survey:
 1. Satisfaction about “research” was low among faculty &
 2. More dissatisfaction with research support compared to peer institutions

Background

- FSRC “Faculty Research Survey” (Faculty Senate Committee on Research & Office of Research Administration)
 - Stephanie Endy (Associate Vice President for Research) &
 - Edward Bolden (Associate Director of Institutional Research)
- Objectives of the survey:
 1. Assess faculty satisfaction with research support services
 2. Identify priorities for improving research support
 3. Collect open-ended responses
- Outcomes:
 - ✓ Identify specific areas for improvement
 - ✓ Make recommendations
 - ✓ Establish a framework to monitor progress

Background

2015 Survey

- Survey timeframe:
April 30 – May 21,
2015
- Qualtrics
- N=393
- Response rate: 11%
(N=3384)

2016 Survey

- Survey timeframe:
Nov. 3 – Dec. 27,
2016
- Qualtrics
- N=604
- Response rate 17%
(N=3470)

2018 Survey

- Survey timeframe:
April 12 – June 3
- Qualtrics
- N=733
- **Response rate 24%**
(N=3001)

2016 & 2018-19 Faculty Research Survey

Quantitative Data

1. General Information
2. Knowledge of Services
3. Pre-award Results
4. Post-award Results
5. University Research Assistance Results

General:

Primary faculty appointment at CWRU

	2016		2018-19	
School of Medicine*	50%	298	47%	343
College of Arts and Sciences**	24%	141	24%	176
Weatherhead School of Management	6%	36	4%	31
Case School of Engineering	6%	36	9%	62
Frances Payne Bolton School of Nursing	6%	35	6%	44
School of Dental Medicine	3%	16	5%	37
Jack, Joseph, and Morton Mandel School of Applied Social Sciences	3%	16	2%	15
School of Law	2%	14	2%	15
Total	100%	592	100%	733

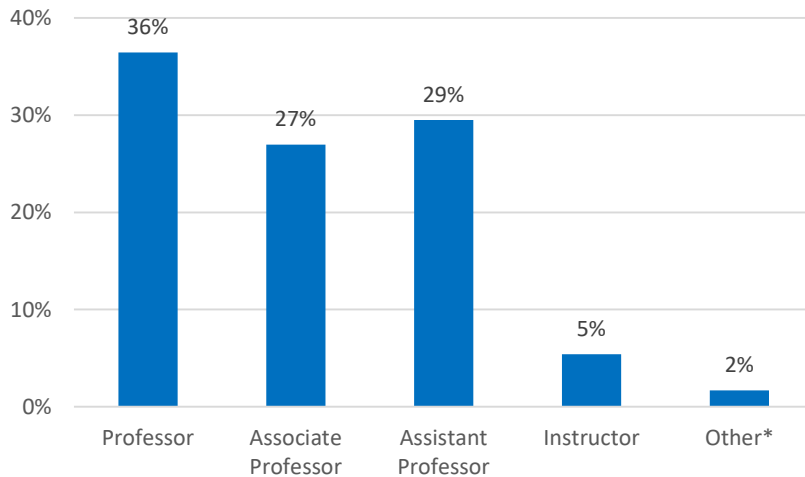
* SOM divided by Basic Science & Clinical Medicine

** CAS divided by Social Sciences, Arts & Humanities, & Physics / Natural Sciences

General:

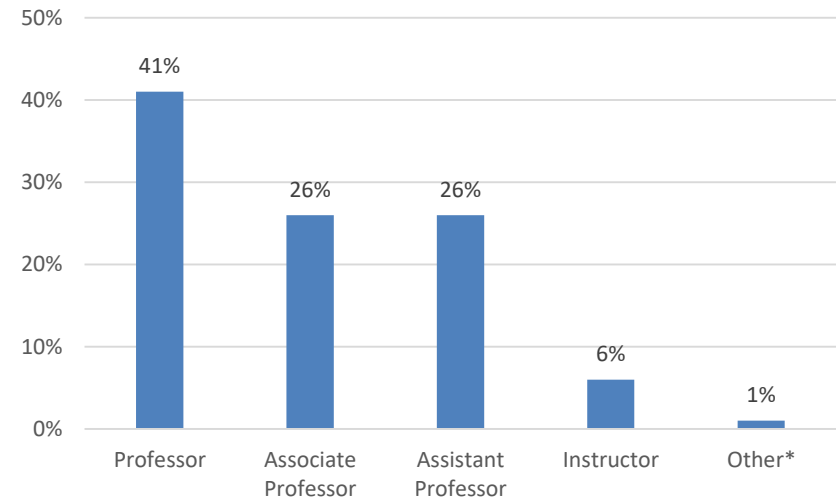
Faculty rank/position

2016



N=590

2018-19



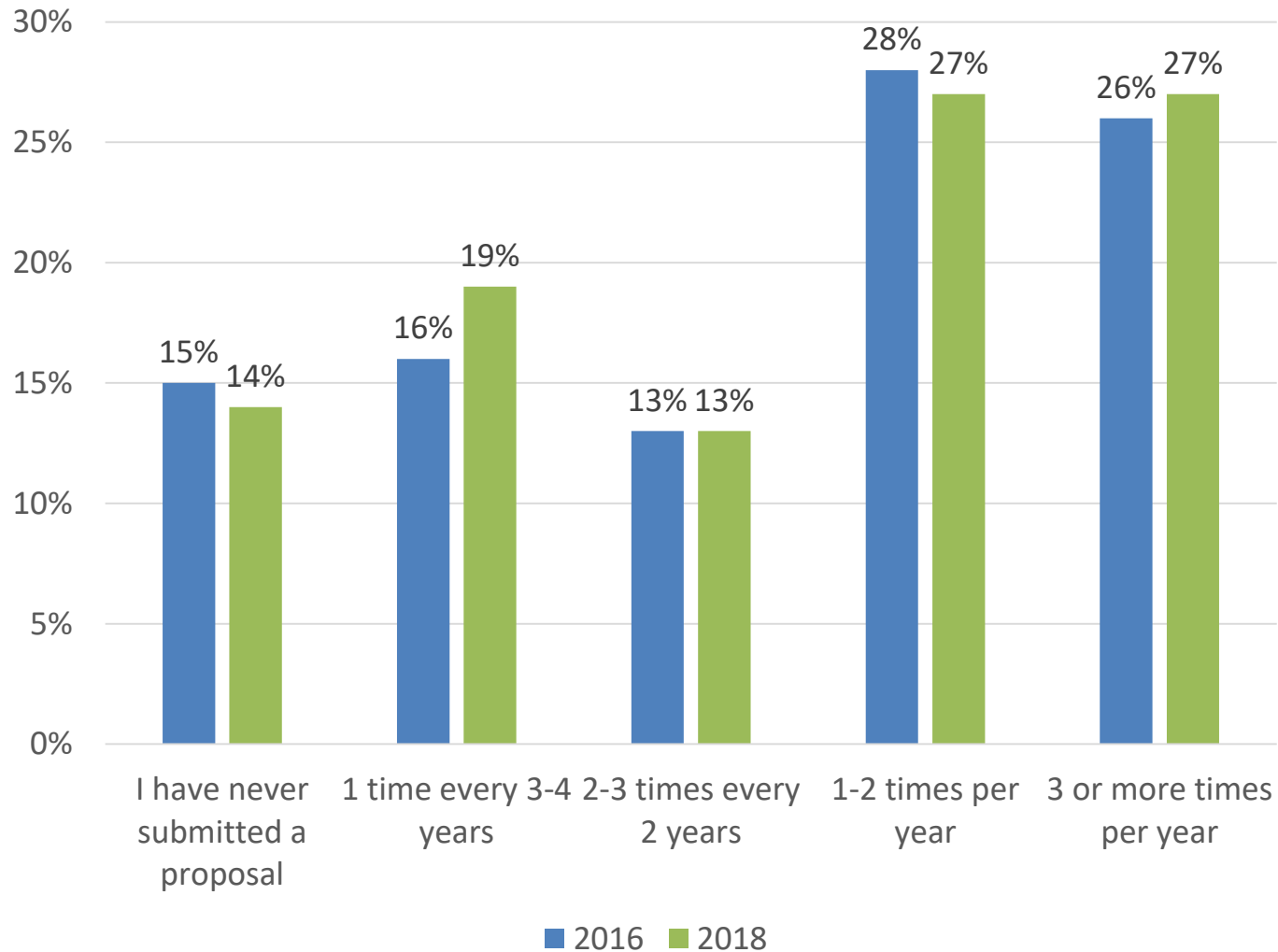
N=717

- 50% Tenured
- 29% “Clinical faculty”
- 73% Main campus (UH 13%)

- 48% Tenured
- 28% “Clinical faculty”
- 71% Main campus (UH 11%)

General:

How Frequently do you submit grants?



Knowledge of Services :

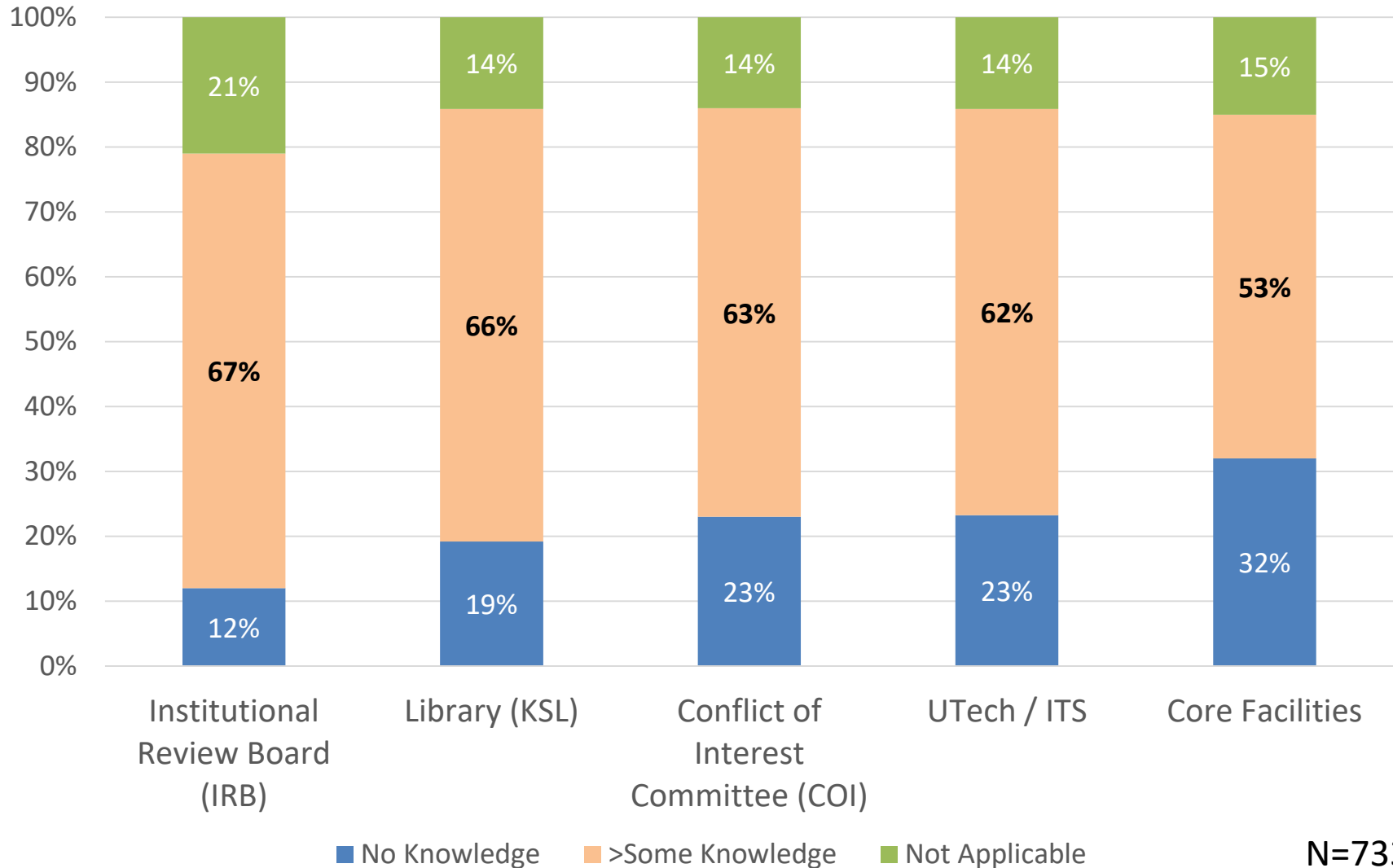
In terms of preparing proposals for your research, scholarship or creative endeavors, how would you rate your knowledge of the following?

1. Library (KSL)
2. Institutional Review Board (IRB)
3. Conflict of Interest Committee (COI)
4. UTech / ITS
5. Core Facilities
6. Office of Sponsored Projects Administration (non-SOM)
7. Office of Grants & Contracts (SOM only)
8. Office of Technology Transfer
9. Institutional Biosafety Committee (IBC)
10. Foundation Relations
11. Institutional Animal Care & Use Committee (IACUC)
12. Animal Research Facility (ARC)
13. Corporate Relations

Knowledge of Services :

In 2019 – *In terms of preparing proposals for your research, scholarship or creative endeavors, how would you rate your knowledge of the following?*

Most knowledgeable about (>50%)

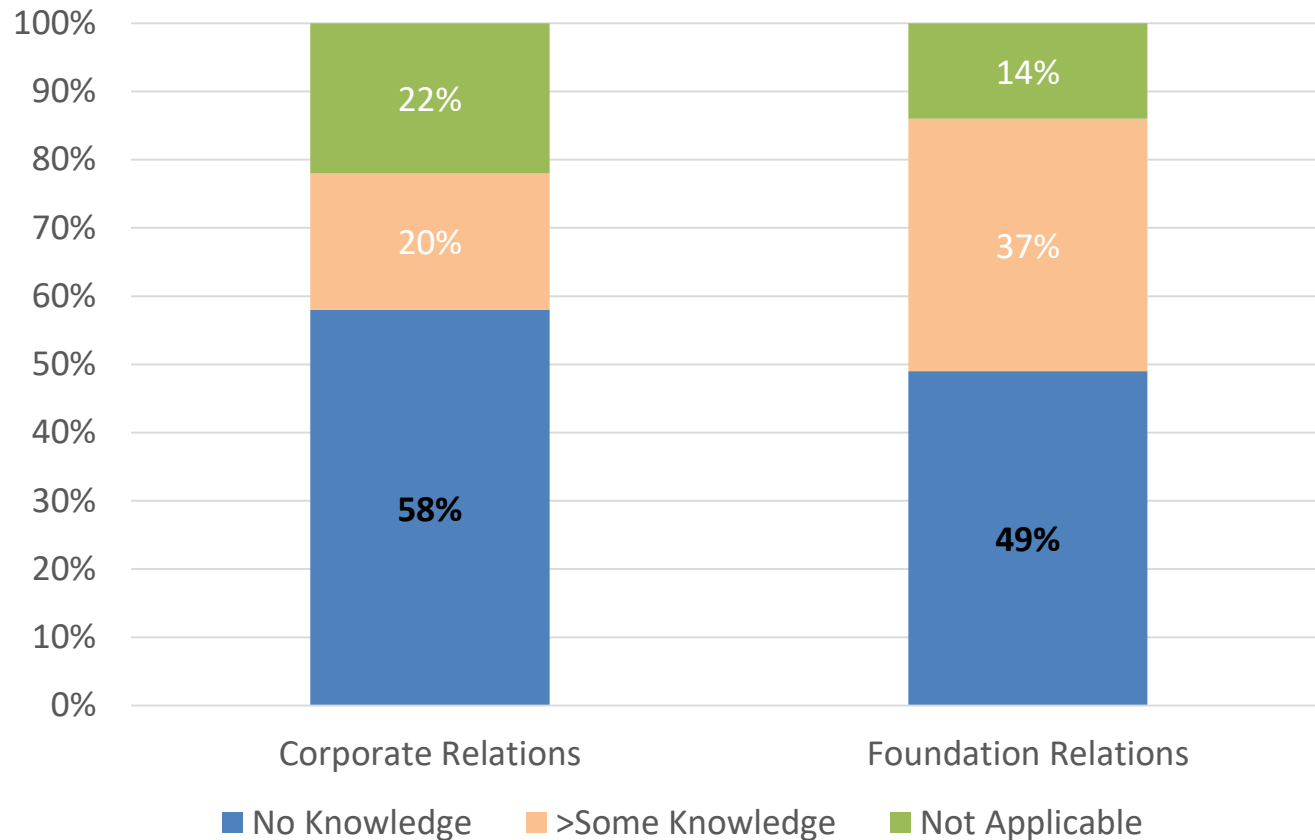


N=733

Knowledge of Services:

In 2019 – *In terms of preparing proposals for your research, scholarship or creative endeavors, how would you rate your knowledge of the following?*

Not knowledgeable about (>50%)



Knowledge of Services Over Time

	2016	2018-19
Most	<ol style="list-style-type: none">1. Library2. Institutional Review Board3. Conflicts of Interest4. UTech/ITS5. Core Facilities	<ol style="list-style-type: none">1. Institutional Review Board2. Library3. Conflicts of Interest4. UTech/ITS5. Core Facilities
No	<ol style="list-style-type: none">1. Corporate Relations2. Foundation Relations	<ol style="list-style-type: none">1. Corporate Relations2. Foundation Relations

2019 How satisfied are you with assistance for pre-award activities

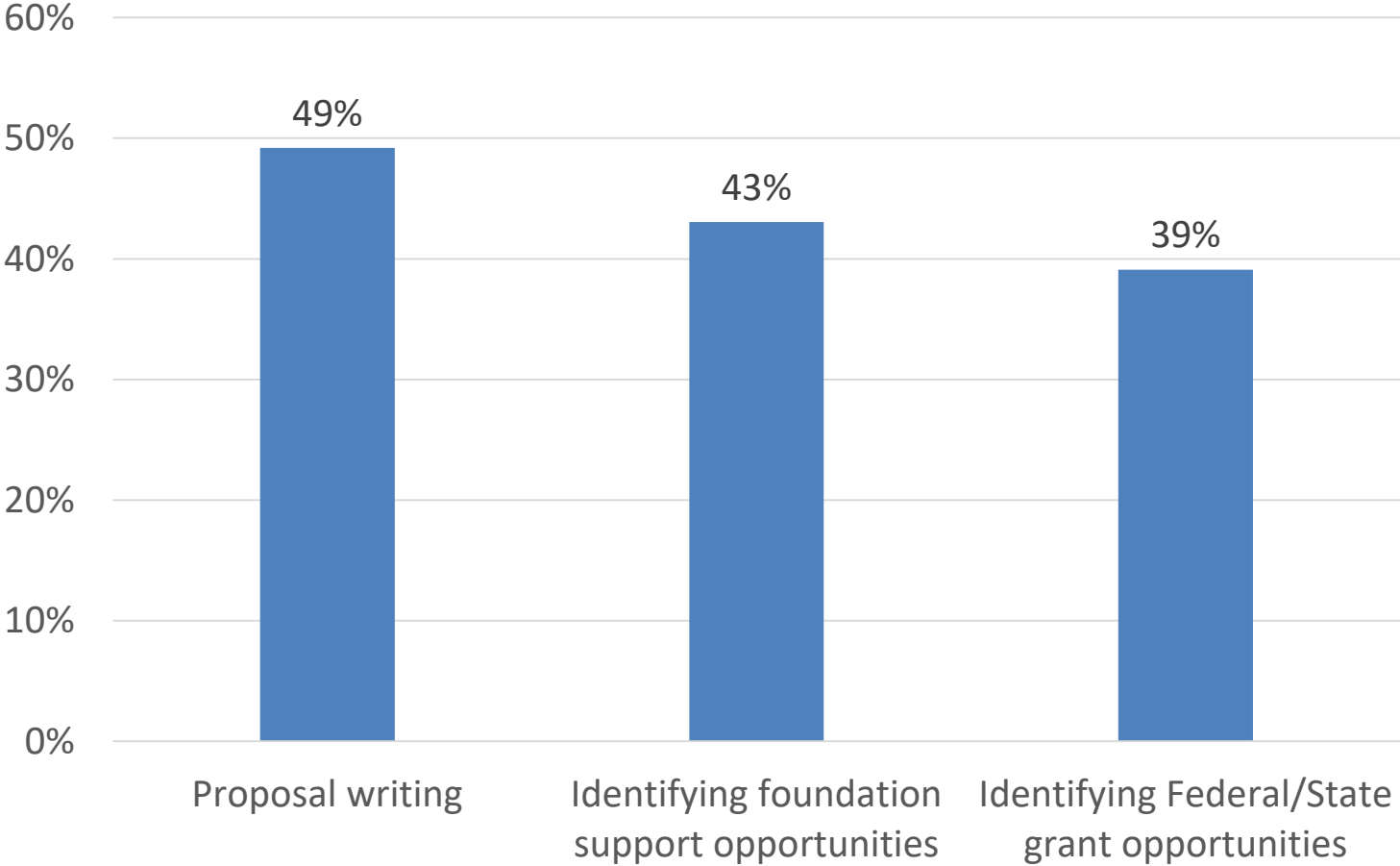
Sorted by “satisfied”

	Dissatisfied	Satisfied	NA/Not Important
Submitting proposals	29%	54%	18%
Keeping up-to-date on research news and sponsor guidelines / policies	28%	53%	19%
Identifying Federal/State grant opportunities	26%	51%	23%
Understanding sponsor / agency guidelines	29%	50%	22%
Identifying foundation support opportunities	33%	48%	20%
Preparing proposal budgets	32%	46%	22%
IRB submission / review processes	26%	40%	33%
Proposal writing	39%	32%	28%
Identifying industry support opportunities	42%	24%	34%
Negotiating contracts	35%	20%	44%

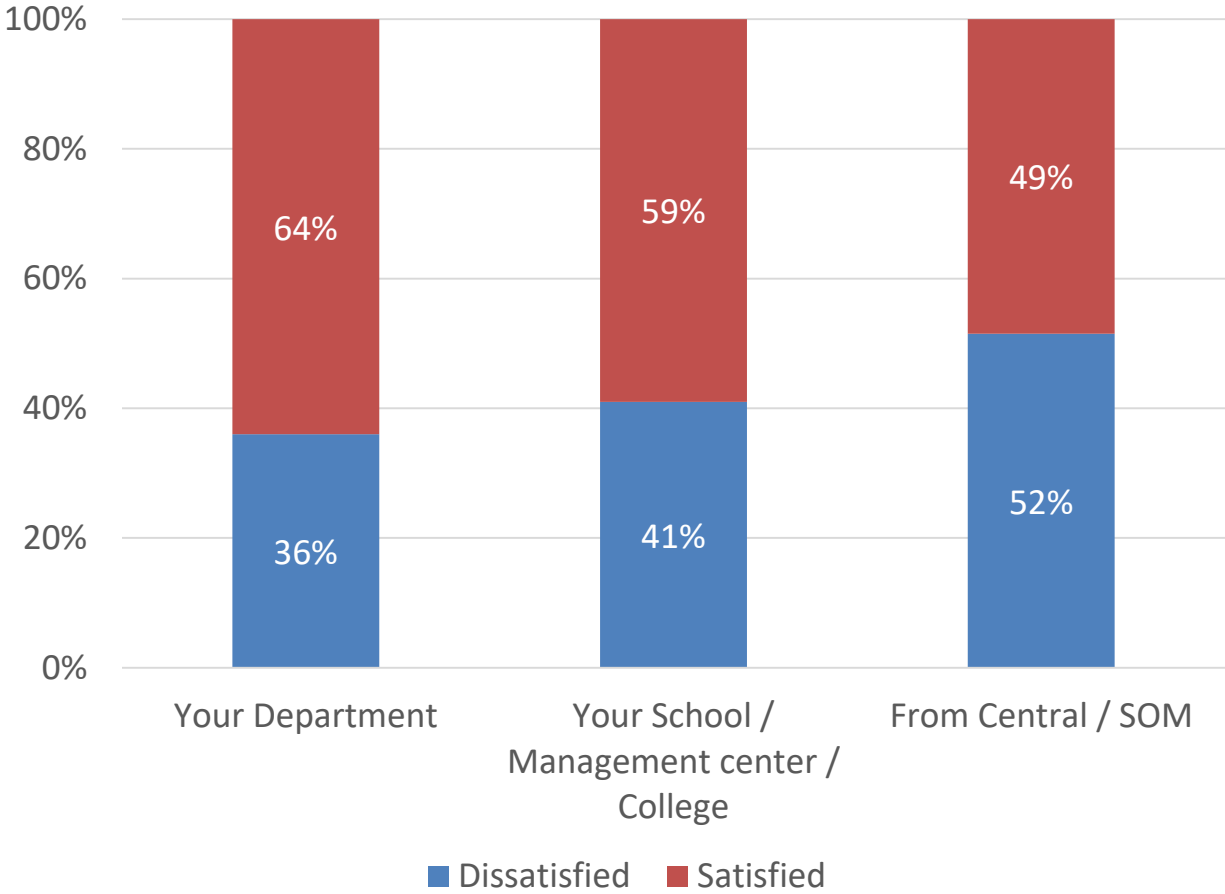
Pre-award Satisfaction Over Time

	2016	2018-19
Satisfied	<ol style="list-style-type: none">1. Submitting proposals2. Keeping up-to-date on research news, guidelines & policies3. Preparing proposal budgets	<ol style="list-style-type: none">1. Submitting proposals2. Keeping up-to-date on research news, guidelines & policies3. Identifying federal/state grant opportunities
Dissatisfied	<ol style="list-style-type: none">1. Identifying industry support opportunities2. Proposal writing3. Identifying foundation support opportunities	<ol style="list-style-type: none">1. Identifying industry support opportunities2. Proposal writing3. Negotiating contracts

2019 Which 3 pre-award activities if improved would most benefit your research agenda? (top 3)



2019 How satisfied are you with the current assistance you receive in... (Pre-award activities)



2019 How satisfied are you with assistance for post-award activities

Sorted by “satisfied”

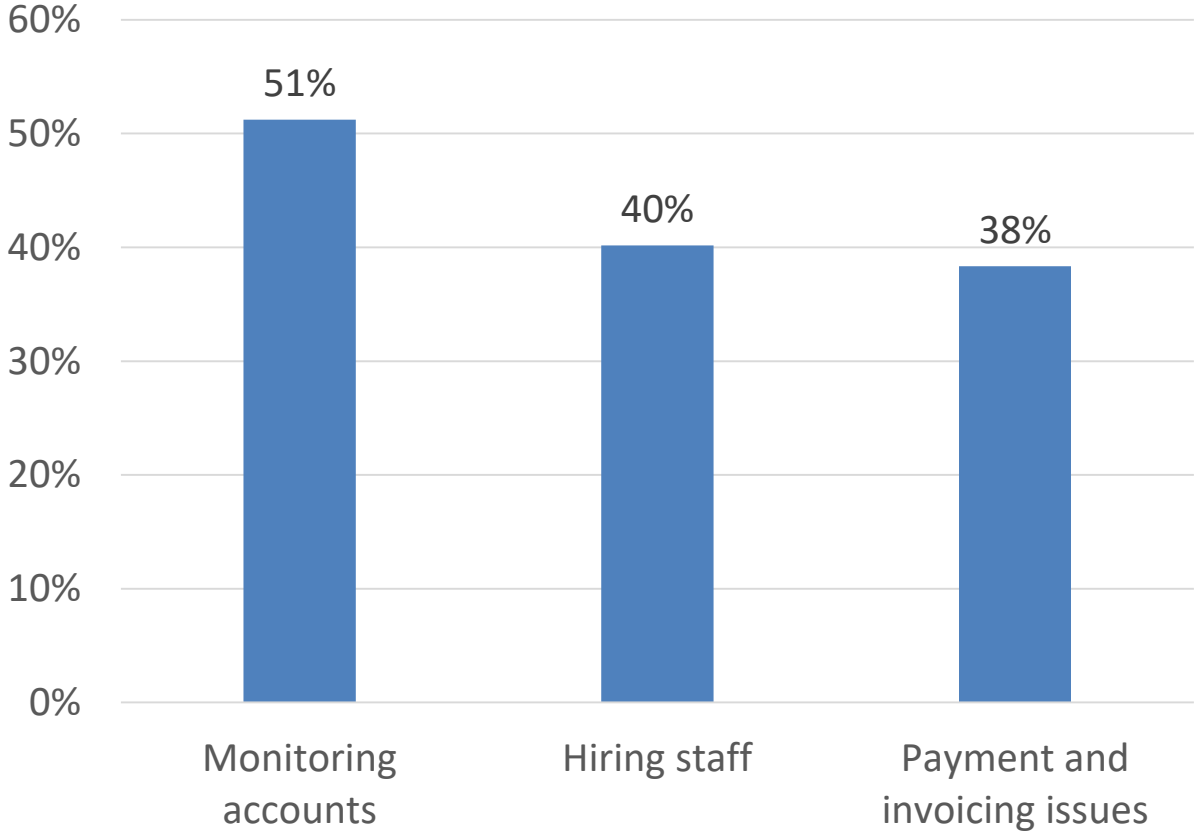
	Question	Dissatisfied	Satisfied	NA/Not Important
More Satisfied	Setting up account(s) (i.e., "speedtypes")	25%	62%	13%
	Project reporting	24%	60%	17%
	Project closeout activities	24%	52%	24%
	Setting up/managing IT services	22%	51%	27%
	Monitoring accounts	39%	47%	13%
	Purchasing equipment	31%	44%	25%
	Evaluating staff	26%	42%	32%
	Payment and invoicing issues	42%	41%	16%
Less Satisfied	IRB submission / review processes	24%	39%	37%
	Establishing and managing sub-awards	30%	39%	31%
	Hiring staff	40%	30%	29%

*two activities “IACUC submission/review processes” & “IBC submission/review processes” are not included as +60% of faculty reported them as “not important / NA.” Both also garnered more satisfaction than dissatisfaction.

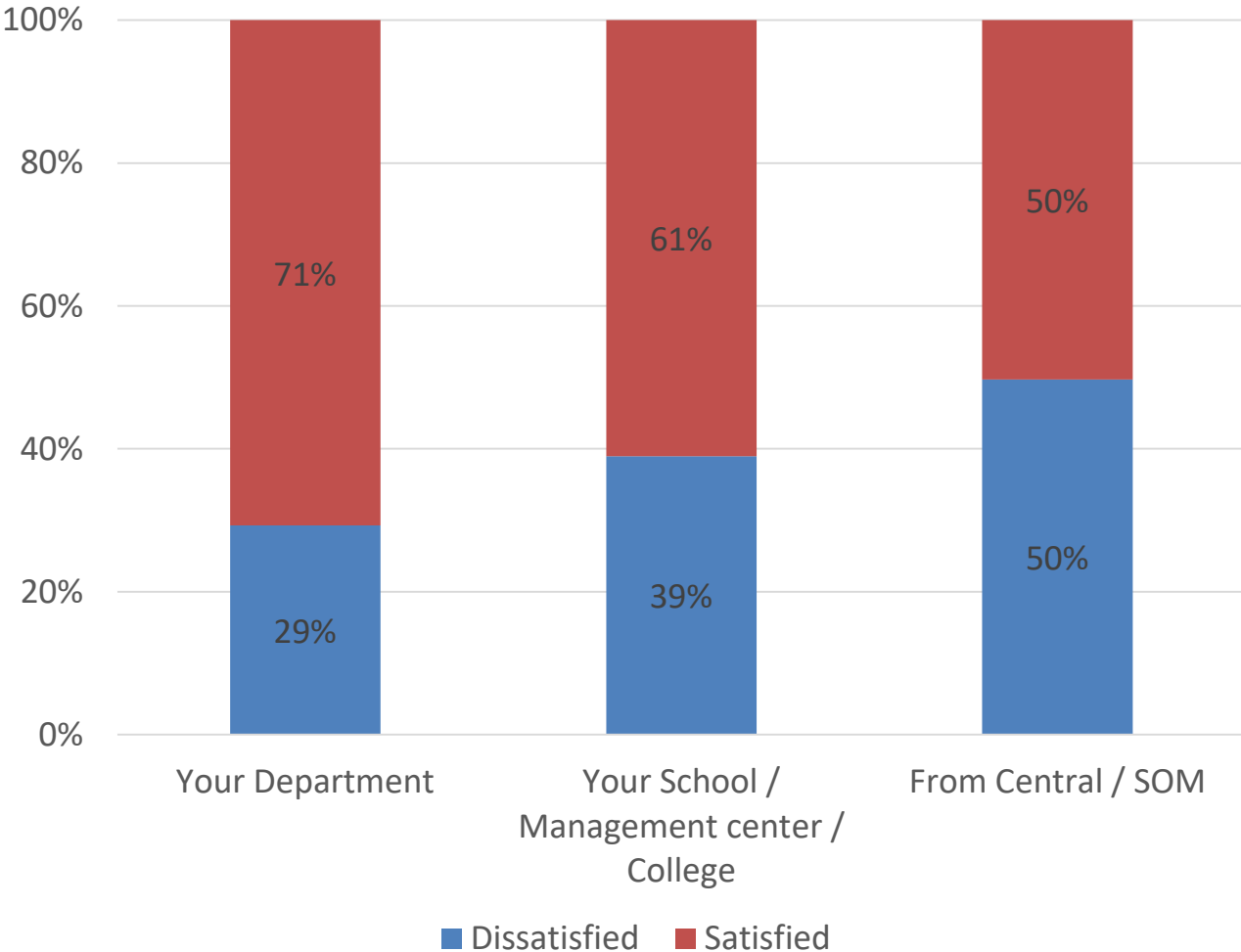
Post-award Satisfaction Over Time

	2016	2018-19
Satisfied	<ol style="list-style-type: none">1. Setting up accounts2. Project reporting3. Project closeout activities	<ol style="list-style-type: none">1. Setting up accounts2. Project reporting3. Project closeout activities
Dissatisfied	<ol style="list-style-type: none">1. Hiring staff2. Monitoring accounts3. Payment and invoicing issues	<ol style="list-style-type: none">1. Payment and invoicing issues2. Hiring staff3. Monitoring accounts

2019 Which 3 post-award activities if improved would most benefit your research agenda? (top 3)



2019 How satisfied are you with the current assistance you receive in...



2019 University Other Support Satisfaction (Excluding Not Applicable)

Sorted by 'Dissatisfied'

	Dissatisfied	Satisfied
Bridge funding	81%	19%
Matching or Cost share funding	74%	26%
Grant writing support	72%	28%
Seed or pilot project funding	70%	30%
Human Resources (for research)	65%	35%
Training on how to write a grant	61%	39%
Startup funding	58%	42%
Financial Accounting / Budget support	53%	47%
Purchasing/Procurement	53%	47%
Help finding funding opportunities	48%	52%
Lab/research space	47%	53%
Regulatory Committee support (IRB, IACUC, IBC, etc.)	42%	58%
Mentorship from senior faculty	42%	58%

2018-19 Faculty Research Survey

Qualitative Data

Survey Questions

- The Faculty Research Survey asked two open-ended questions...

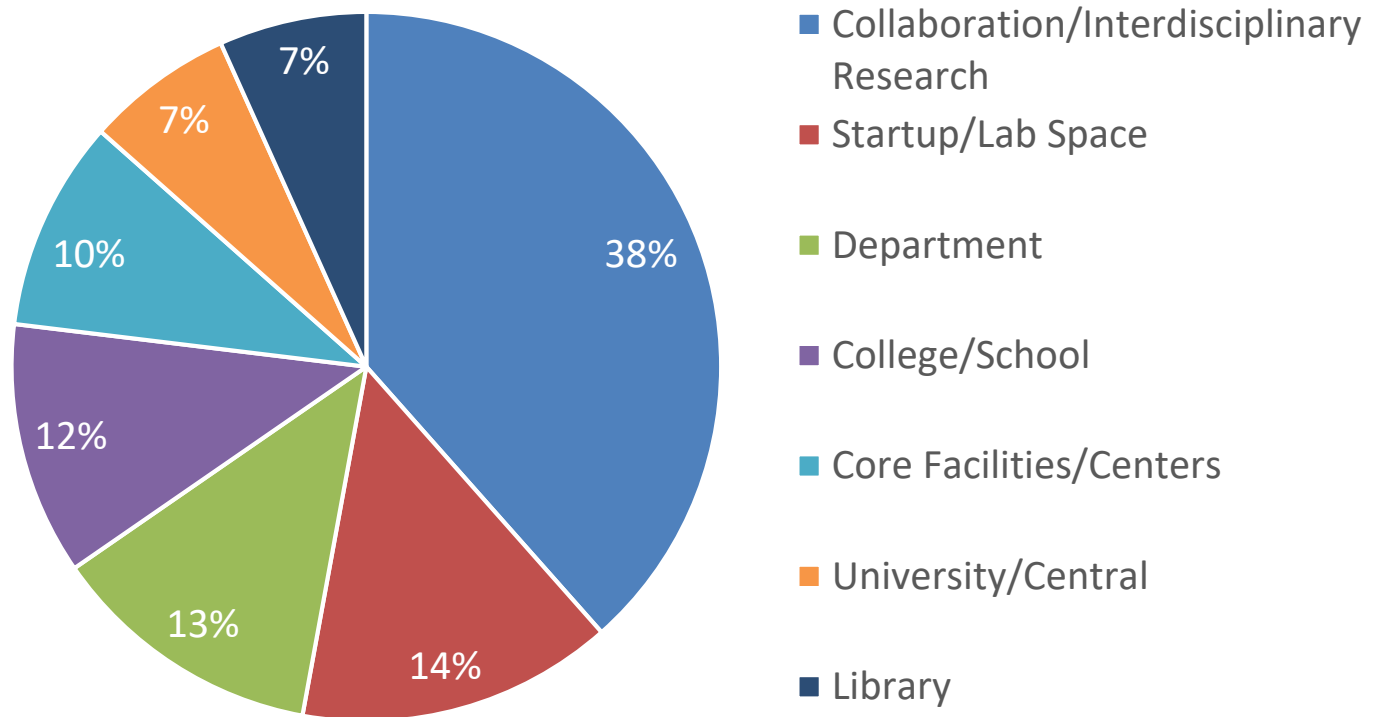
What does CWRU do well?

What can CWRU improve?

Summary

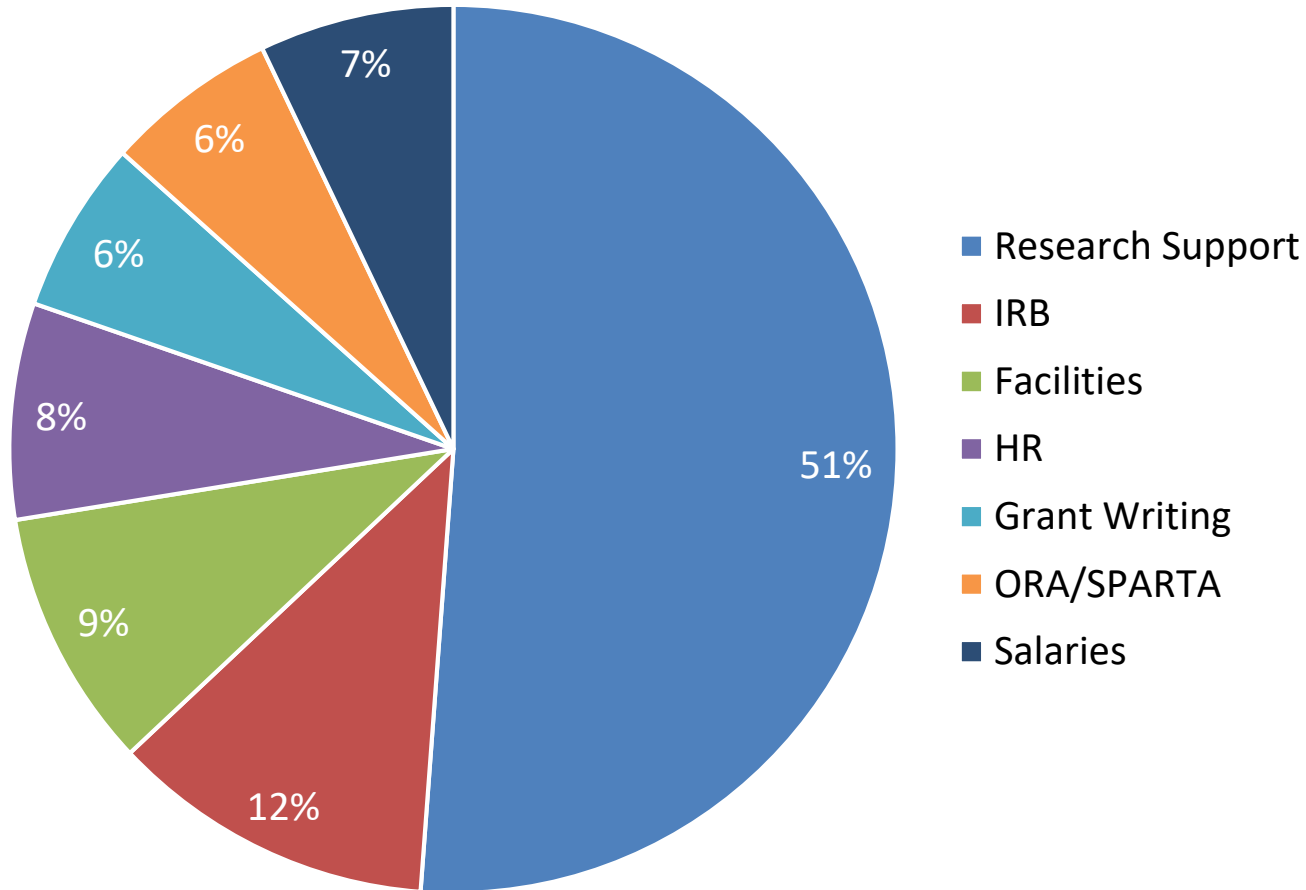
- 287 responses to “Well” question
 - ~25% are actually negative responses
- 320 responses to “Improve” question

2018-19 What CWRU Does Well



N=104

2018-19 What CWRU Can Improve



N=127

Research Support: Teaching release, Indirects return, Pilot/Bridge/Book/Travel funding

Conclusions

The Faculty Research Surveys have consistently identified a number of areas for improvement:

1. Pre-award: Most faculty want support **writing proposals & identifying** opportunities
2. Post-award: The faculty want assistance with **monitoring accounts, payment & invoicing, & hiring staff**
3. The faculty want more access to **pilot/bridge/book/travel/discretionary funding**

Recommendations (Proposed)

1. The University will help faculty to be successful in obtaining awards
 - Grant proposal writing & reviewing
 - EAB (see attached file)
 - Funding opportunities

2. The University and colleges/schools will support faculty develop and keep an active research career
 - Book/travel/journal funding
 - Pilot/seed/bridge funding
 - Graduate student support
 - Research guidance/leadership