

The Faculty Senate Committee on Research:

# 2018-19 Faculty Research Survey

Hari Baskaran

Chair, Faculty Senate Committee on Research

# *Background*

---

- Based on data from CWRU 2010 & 2014 Faculty Climate Survey:
  1. Satisfaction about “research” was low among faculty &
  2. More dissatisfaction with research support compared to peer institutions

# Background

---

- FSRC “Faculty Research Survey” (Faculty Senate Committee on Research & Office of Research Administration)
  - Stephanie Endy (Associate Vice President for Research) &
  - Edward Bolden (Associate Director of Institutional Research)
- Objectives of the survey:
  1. Assess faculty satisfaction with research support services
  2. Identify priorities for improving research support
  3. Collect open-ended responses
- Outcomes:
  - ✓ Identify specific areas for improvement
  - ✓ Make recommendations
  - ✓ Establish a framework to monitor progress

# Background

---

## 2015 Survey

- Survey timeframe:  
April 30 – May 21,  
2015
- Qualtrics
- N=393
- Response rate: 11%  
(N=3384)

## 2016 Survey

- Survey timeframe:  
Nov. 3 – Dec. 27,  
2016
- Qualtrics
- N=604
- Response rate 17%  
(N=3470)

## 2018 Survey

- Survey timeframe:  
April 12 – June 3
- Qualtrics
- N=733
- **Response rate 24%**  
(N=3001)

---

# **2016 & 2018-19 Faculty Research Survey**

## **Quantitative Data**

1. General Information
2. Knowledge of Services
3. Pre-award Results
4. Post-award Results
5. University Research Assistance Results

# General:

## Primary faculty appointment at CWRU

	2016		2018-19	
School of Medicine*	50%	298	<b>47%</b>	<b>343</b>
College of Arts and Sciences**	24%	141	<b>24%</b>	<b>176</b>
Weatherhead School of Management	6%	36	<b>4%</b>	<b>31</b>
Case School of Engineering	6%	36	<b>9%</b>	<b>62</b>
Frances Payne Bolton School of Nursing	6%	35	<b>6%</b>	<b>44</b>
School of Dental Medicine	3%	16	<b>5%</b>	<b>37</b>
Jack, Joseph, and Morton Mandel School of Applied Social Sciences	3%	16	<b>2%</b>	<b>15</b>
School of Law	2%	14	<b>2%</b>	<b>15</b>
Total	100%	592	<b>100%</b>	<b>733</b>

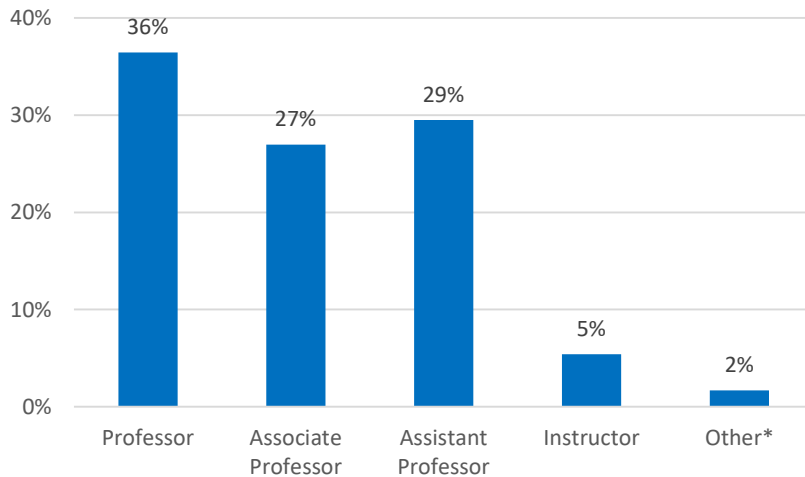
\* SOM divided by Basic Science & Clinical Medicine

\*\* CAS divided by Social Sciences, Arts & Humanities, & Physics / Natural Sciences

# General:

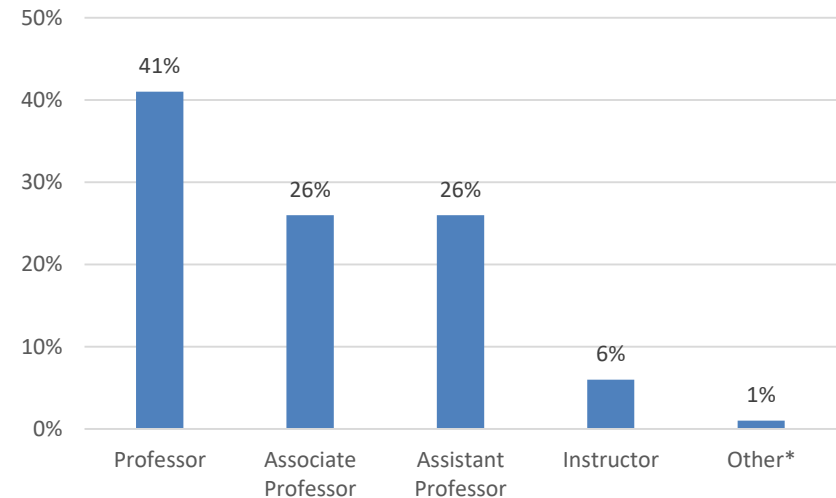
## Faculty rank/position

2016



N=590

2018-19



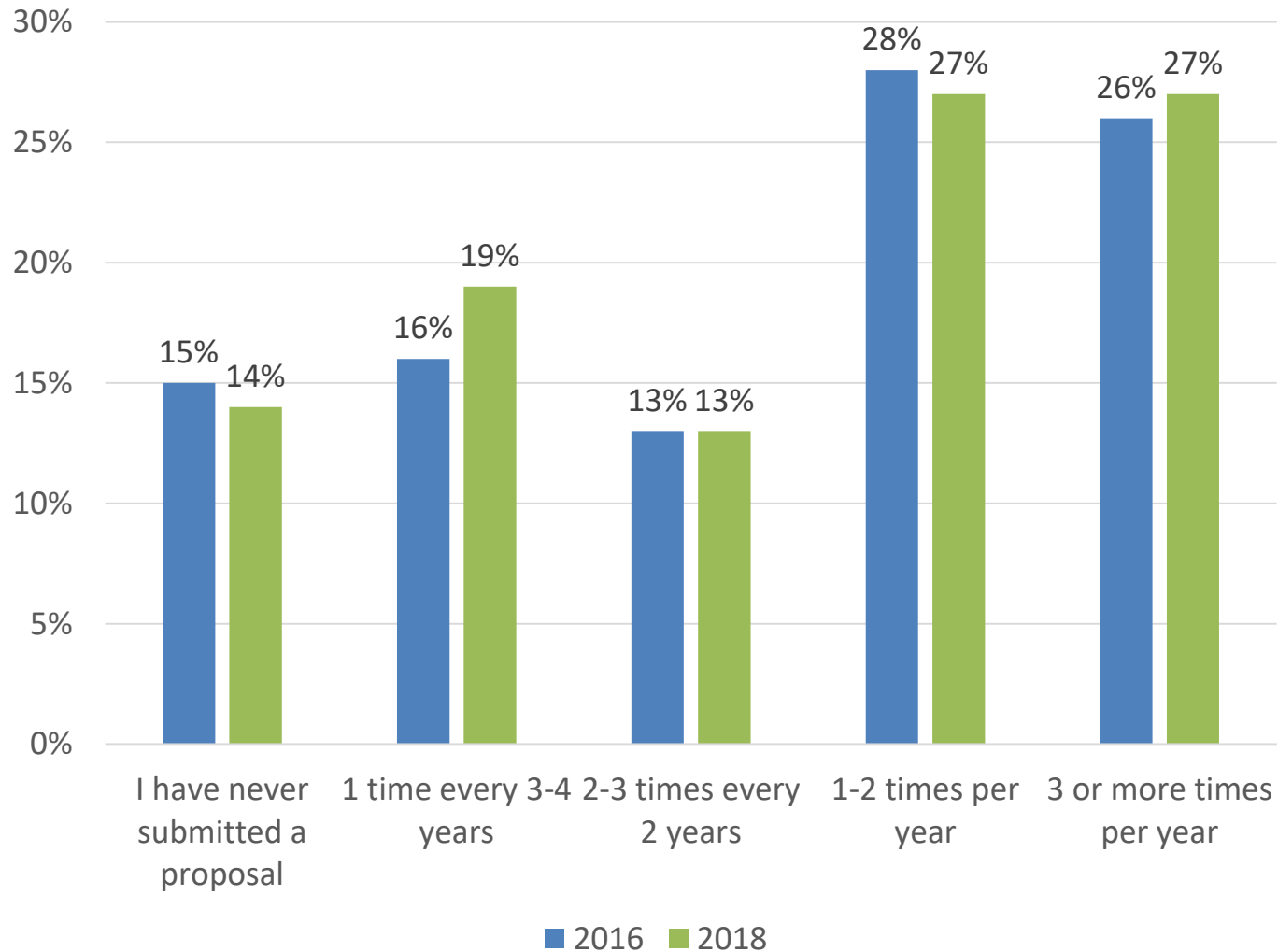
N=717

- 50% Tenured
- 29% “Clinical faculty”
- 73% Main campus (UH 13%)

- 48% Tenured
- 28% “Clinical faculty”
- 71% Main campus (UH 11%)

# General:

## How Frequently do you submit grants?





# Knowledge of Services :

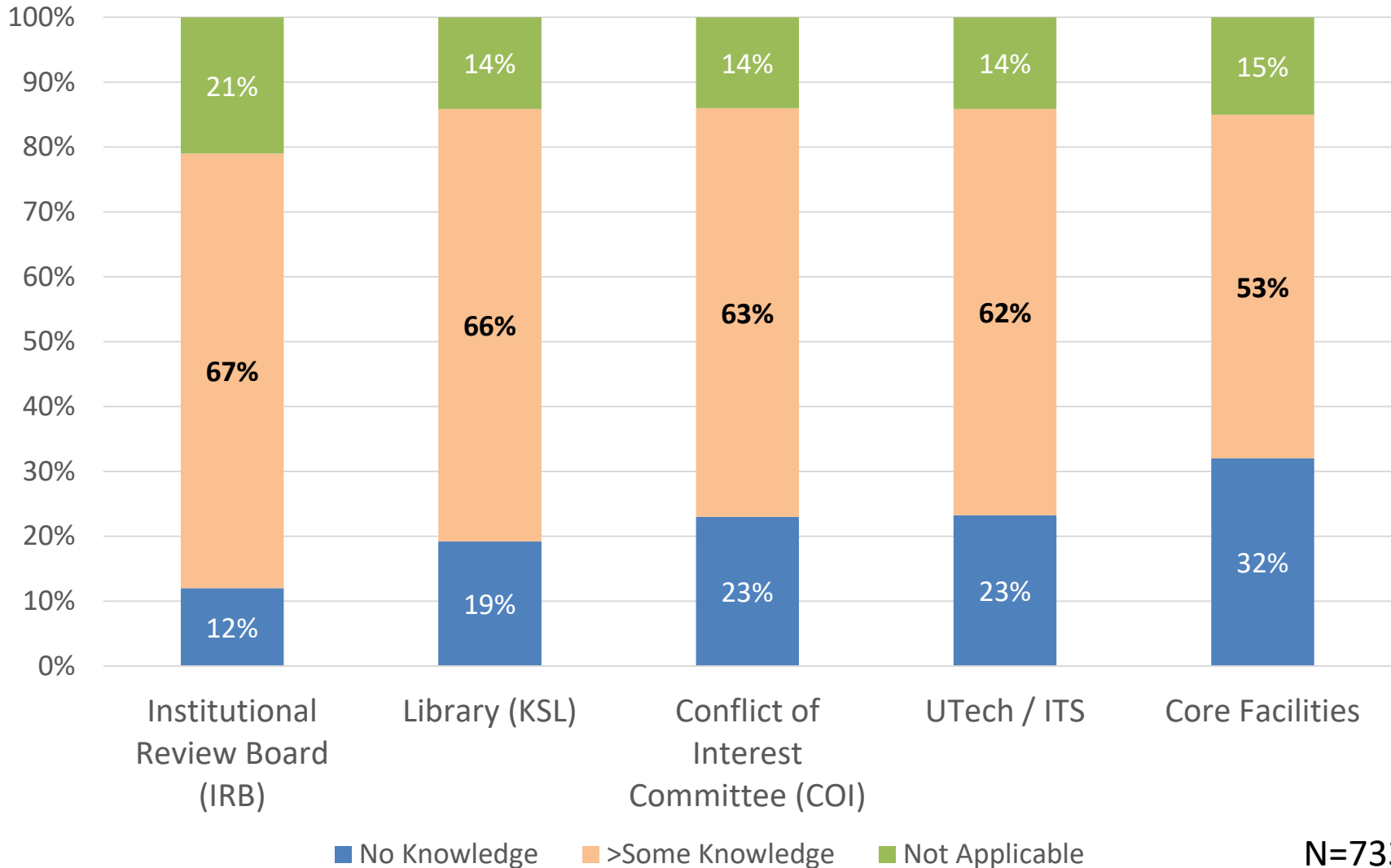
*In terms of preparing proposals for your research, scholarship or creative endeavors, how would you rate your knowledge of the following?*

1. Library (KSL)
2. Institutional Review Board (IRB)
3. Conflict of Interest Committee (COI)
4. UTech / ITS
5. Core Facilities
6. Office of Sponsored Projects Administration (non-SOM)
7. Office of Grants & Contracts (SOM only)
8. Office of Technology Transfer
9. Institutional Biosafety Committee (IBC)
10. Foundation Relations
11. Institutional Animal Care & Use Committee (IACUC)
12. Animal Research Facility (ARC)
13. Corporate Relations

# Knowledge of Services :

In 2019 – *In terms of preparing proposals for your research, scholarship or creative endeavors, how would you rate your knowledge of the following?*

***Most knowledgeable about (>50%)***

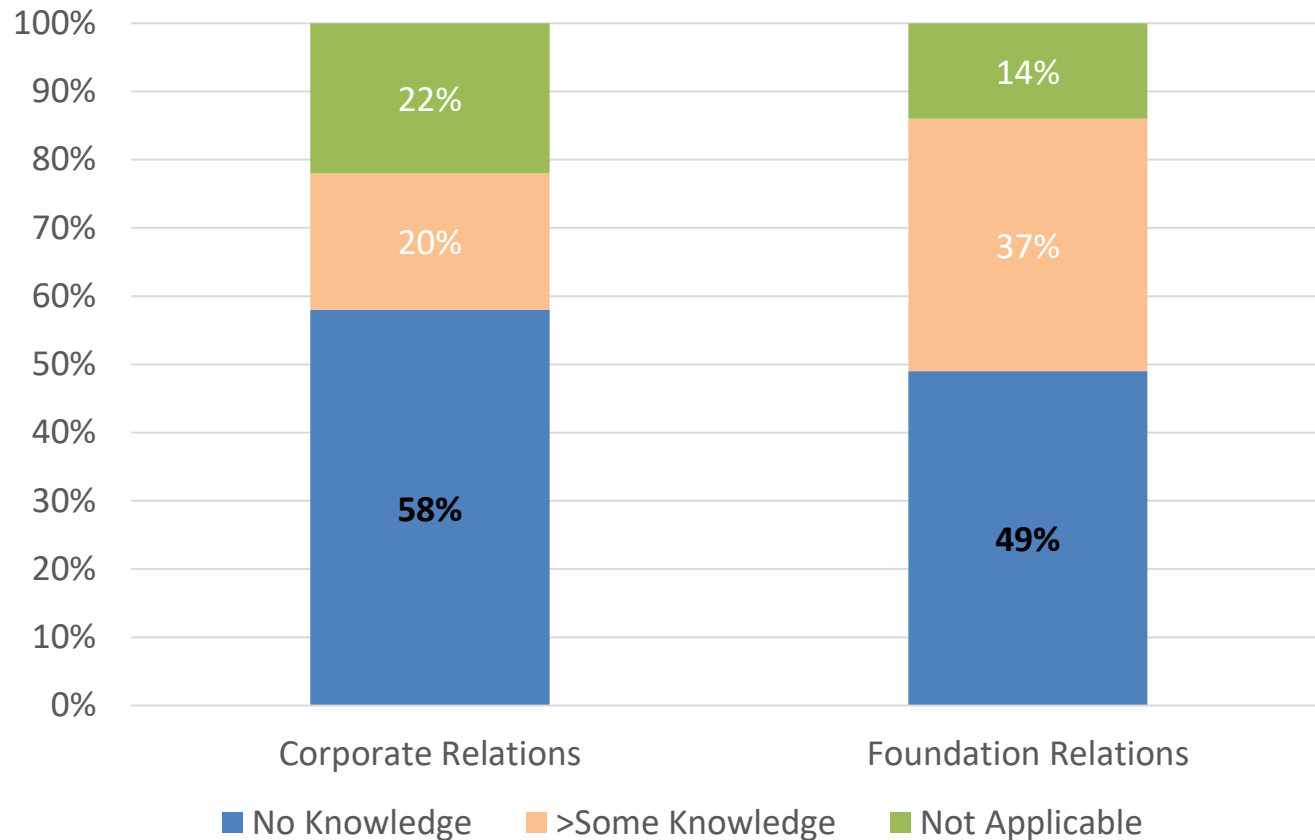


N=733

# Knowledge of Services:

In 2019 – *In terms of preparing proposals for your research, scholarship or creative endeavors, how would you rate your knowledge of the following?*

**Not knowledgeable about (>50%)**



# Knowledge of Services Over Time

	2016	2018-19
Most	<ol style="list-style-type: none"><li>1. Library</li><li>2. Institutional Review Board</li><li>3. Conflicts of Interest</li><li>4. UTech/ITS</li><li>5. Core Facilities</li></ol>	<ol style="list-style-type: none"><li>1. Institutional Review Board</li><li>2. Library</li><li>3. Conflicts of Interest</li><li>4. UTech/ITS</li><li>5. Core Facilities</li></ol>
No	<ol style="list-style-type: none"><li>1. Corporate Relations</li><li>2. Foundation Relations</li></ol>	<ol style="list-style-type: none"><li>1. Corporate Relations</li><li>2. Foundation Relations</li></ol>

# 2019 How satisfied are you with assistance for pre-award activities

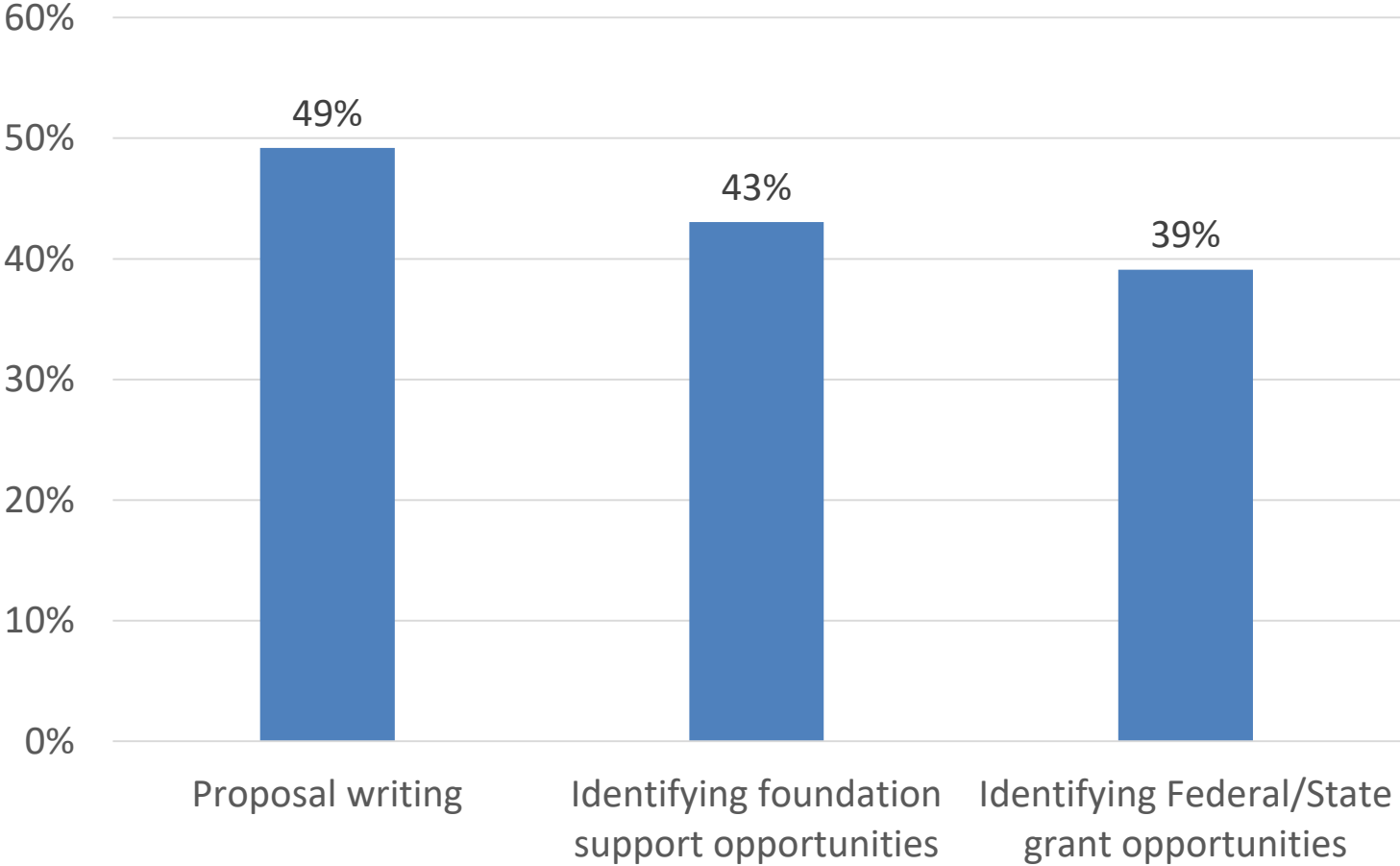
Sorted by “satisfied”

	Dissatisfied	Satisfied	NA/Not Important
Submitting proposals	29%	54%	18%
Keeping up-to-date on research news and sponsor guidelines / policies	28%	53%	19%
Identifying Federal/State grant opportunities	26%	51%	23%
Understanding sponsor / agency guidelines	29%	50%	22%
Identifying foundation support opportunities	33%	48%	20%
Preparing proposal budgets	32%	46%	22%
IRB submission / review processes	26%	40%	33%
Proposal writing	39%	32%	28%
Identifying industry support opportunities	42%	24%	34%
Negotiating contracts	35%	20%	44%

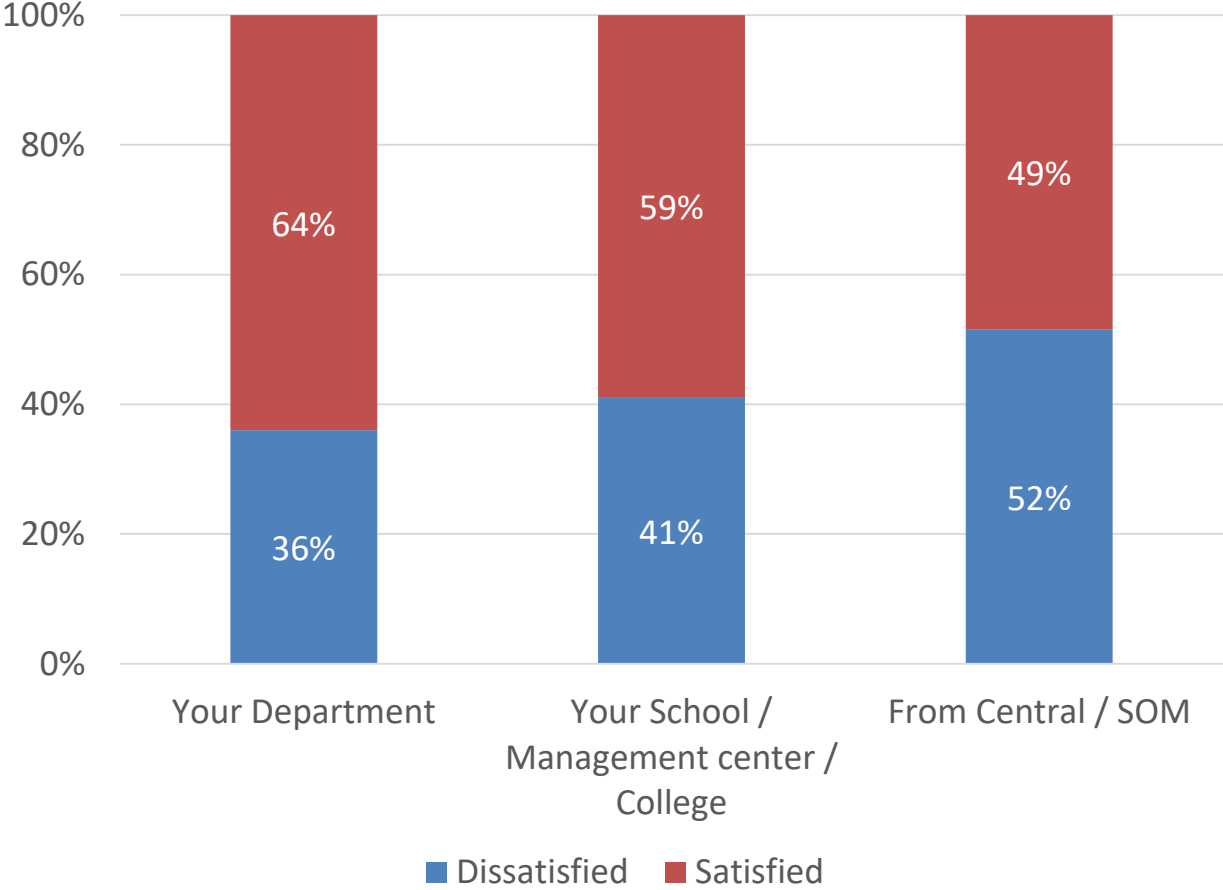
# Pre-award Satisfaction Over Time

	2016	2018-19
Satisfied	<ol style="list-style-type: none"><li>1. Submitting proposals</li><li>2. Keeping up-to-date on research news, guidelines &amp; policies</li><li>3. Preparing proposal budgets</li></ol>	<ol style="list-style-type: none"><li>1. Submitting proposals</li><li>2. Keeping up-to-date on research news, guidelines &amp; policies</li><li>3. Identifying federal/state grant opportunities</li></ol>
Dissatisfied	<ol style="list-style-type: none"><li>1. Identifying industry support opportunities</li><li>2. Proposal writing</li><li>3. Identifying foundation support opportunities</li></ol>	<ol style="list-style-type: none"><li>1. Identifying industry support opportunities</li><li>2. Proposal writing</li><li>3. Negotiating contracts</li></ol>

# 2019 Which 3 pre-award activities if improved would most benefit your research agenda? (top 3)



# 2019 How satisfied are you with the current assistance you receive in... (Pre-award activities)





# 2019 How satisfied are you with assistance for post-award activities

Sorted by “satisfied”

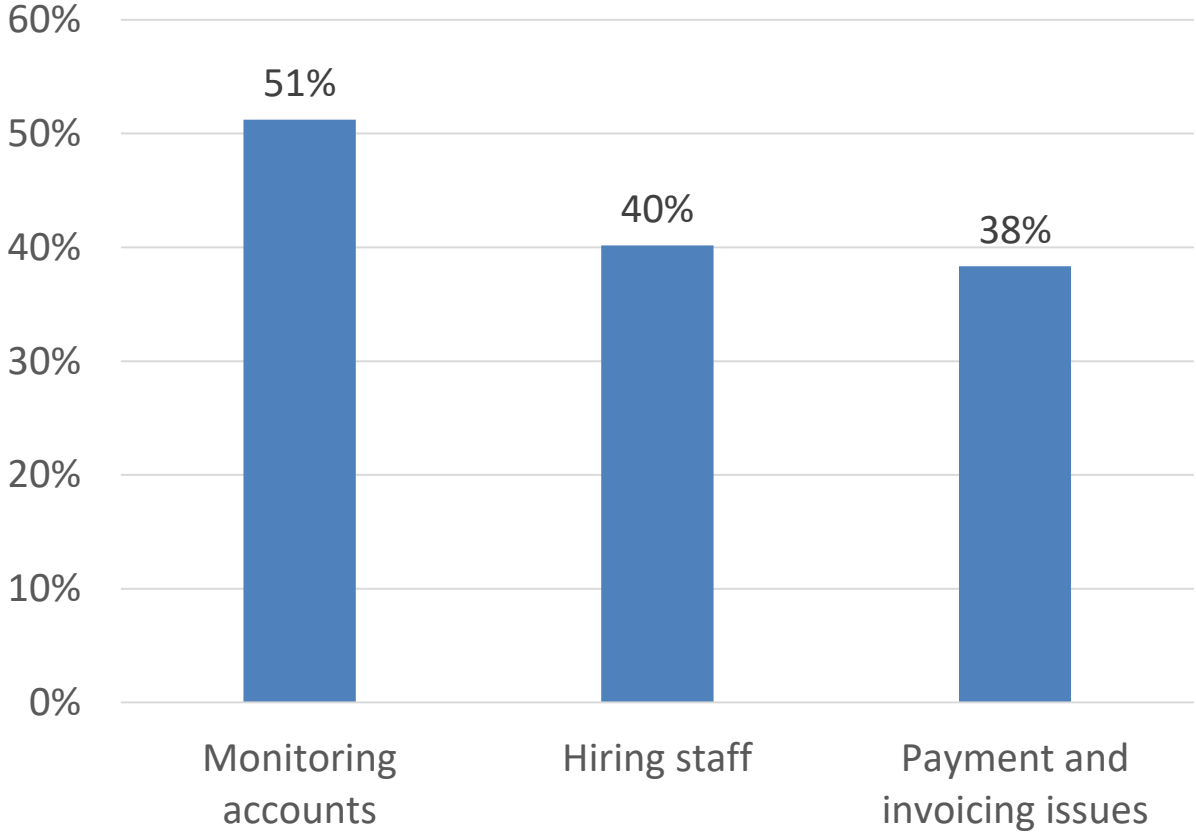
	Question	Dissatisfied	Satisfied	NA/Not Important
More Satisfied	Setting up account(s) (i.e., "speedtypes")	25%	62%	13%
	Project reporting	24%	60%	17%
	Project closeout activities	24%	52%	24%
	Setting up/managing IT services	22%	51%	27%
	<b>Monitoring accounts</b>	<b>39%</b>	47%	13%
	Purchasing equipment	31%	44%	25%
	Evaluating staff	26%	42%	32%
	<b>Payment and invoicing issues</b>	<b>42%</b>	41%	16%
Less Satisfied	IRB submission / review processes	24%	39%	37%
	Establishing and managing sub-awards	30%	39%	31%
	<b>Hiring staff</b>	<b>40%</b>	30%	29%

\*two activities “IACUC submission/review processes” & “IBC submission/review processes” are not included as +60% of faculty reported them as “not important / NA.” Both also garnered more satisfaction than dissatisfaction.

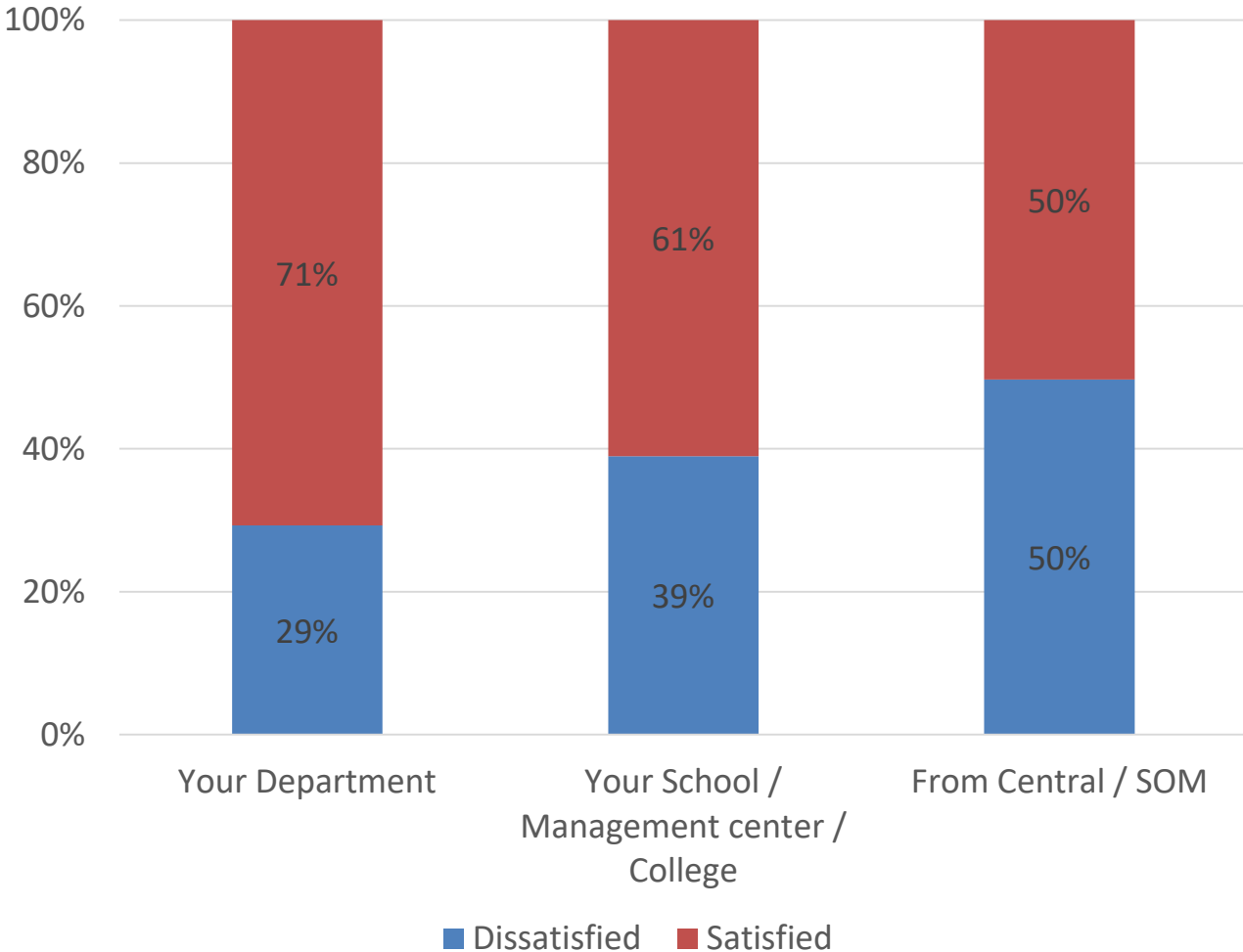
# Post-award Satisfaction Over Time

	2016	2018-19
Satisfied	<ol style="list-style-type: none"><li>1. Setting up accounts</li><li>2. Project reporting</li><li>3. Project closeout activities</li></ol>	<ol style="list-style-type: none"><li>1. Setting up accounts</li><li>2. Project reporting</li><li>3. Project closeout activities</li></ol>
Dissatisfied	<ol style="list-style-type: none"><li>1. Hiring staff</li><li>2. Monitoring accounts</li><li>3. Payment and invoicing issues</li></ol>	<ol style="list-style-type: none"><li>1. Payment and invoicing issues</li><li>2. Hiring staff</li><li>3. Monitoring accounts</li></ol>

# 2019 Which 3 post-award activities if improved would most benefit your research agenda? (top 3)



# 2019 How satisfied are you with the current assistance you receive in...



# 2019 University Other Support Satisfaction (Excluding Not Applicable)

Sorted by 'Dissatisfied'

	Dissatisfied	Satisfied
<b>Bridge funding</b>	81%	19%
<b>Matching or Cost share funding</b>	74%	26%
<b>Grant writing support</b>	72%	28%
<b>Seed or pilot project funding</b>	70%	30%
<b>Human Resources (for research)</b>	65%	35%
<b>Training on how to write a grant</b>	61%	39%
<b>Startup funding</b>	58%	42%
<b>Financial Accounting / Budget support</b>	53%	47%
<b>Purchasing/Procurement</b>	53%	47%
<b>Help finding funding opportunities</b>	48%	52%
<b>Lab/research space</b>	47%	53%
<b>Regulatory Committee support (IRB, IACUC, IBC, etc.)</b>	42%	58%
<b>Mentorship from senior faculty</b>	42%	58%

---

# **2018-19 Faculty Research Survey**

## **Qualitative Data**

# Survey Questions

- The Faculty Research Survey asked two open-ended questions...

What does CWRU do well?

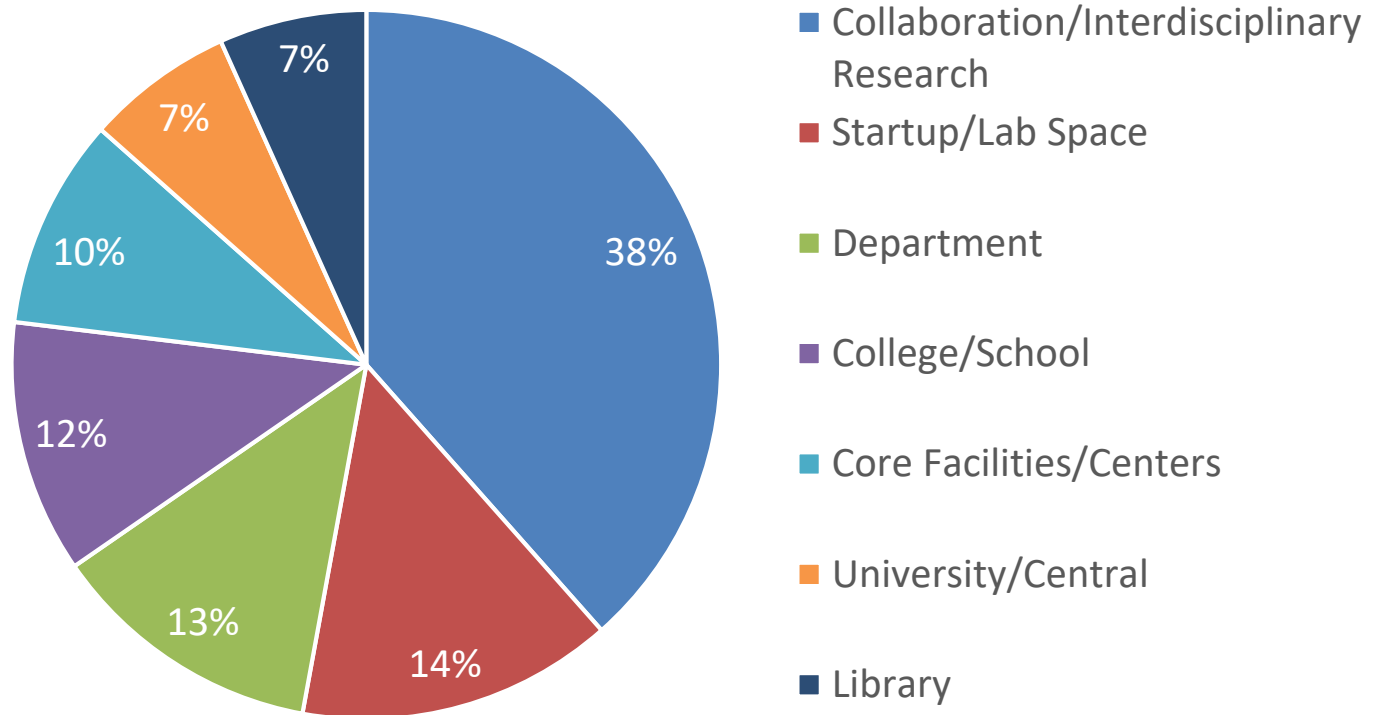
What can CWRU improve?

# Summary

- 287 responses to “Well” question
  - ~25% are actually negative responses
- 320 responses to “Improve” question

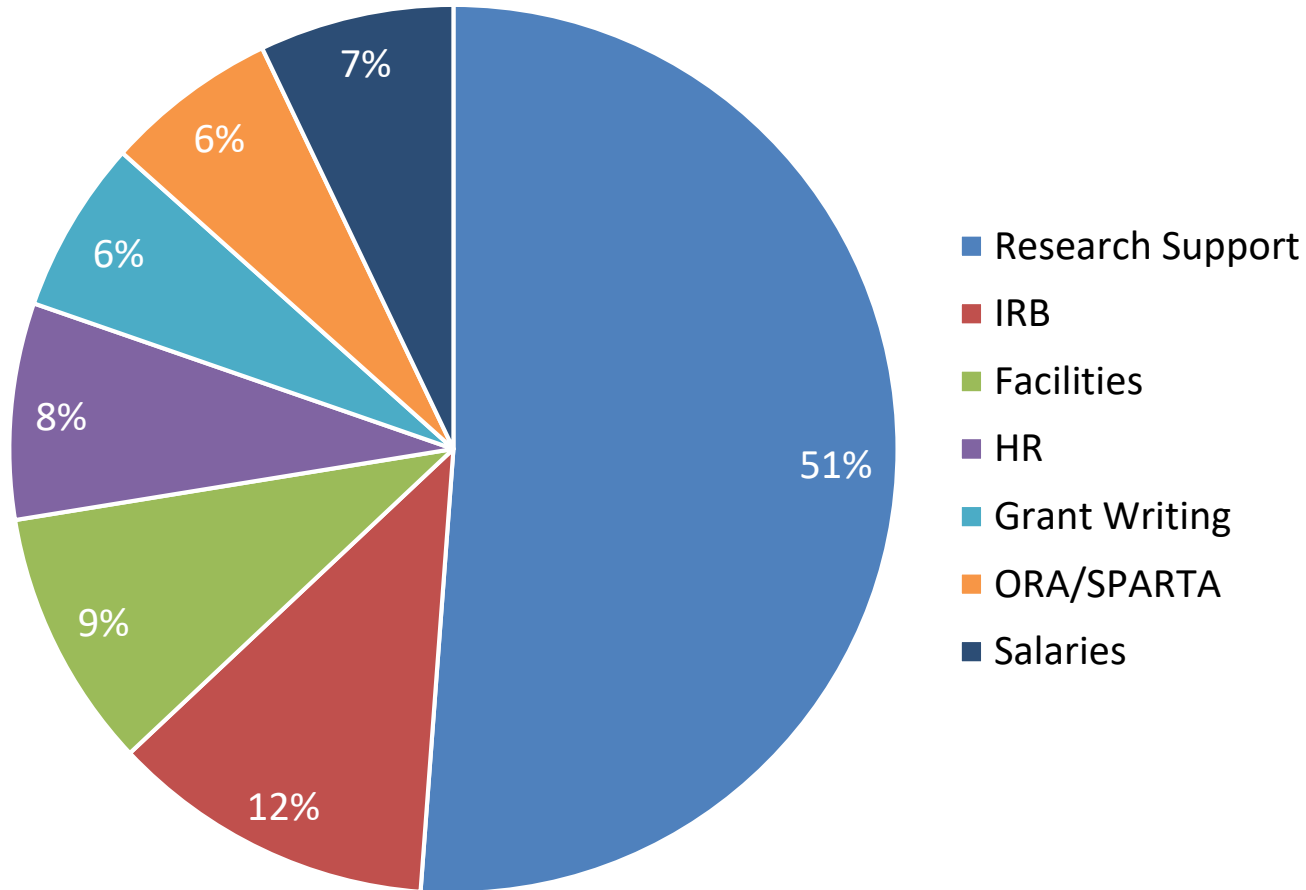


# 2018-19 What CWRU Does Well



N=104

# 2018-19 What CWRU Can Improve



N=127

Research Support: Teaching release, Indirects return, Pilot/Bridge/Book/Travel funding

# *Conclusions*

---

The Faculty Research Surveys have consistently identified a number of areas for improvement:

1. Pre-award: Most faculty want support **writing proposals & identifying** opportunities
2. Post-award: The faculty want assistance with **monitoring accounts, payment & invoicing, & hiring staff**
3. The faculty want more access to **pilot/bridge/book/travel/discretionary funding**

# *Recommendations (Proposed)*

---

1. The University will help faculty to be successful in obtaining awards
  - Grant proposal writing & reviewing
    - EAB (see attached file)
  - Funding opportunities
2. The University and colleges/schools will support faculty develop and keep an active research career
  - Book/travel/journal funding
  - Pilot/seed/bridge funding
  - Graduate student support
  - Research guidance/leadership