

# Lead Safe Auditor

Quarter 3: July-September 2021

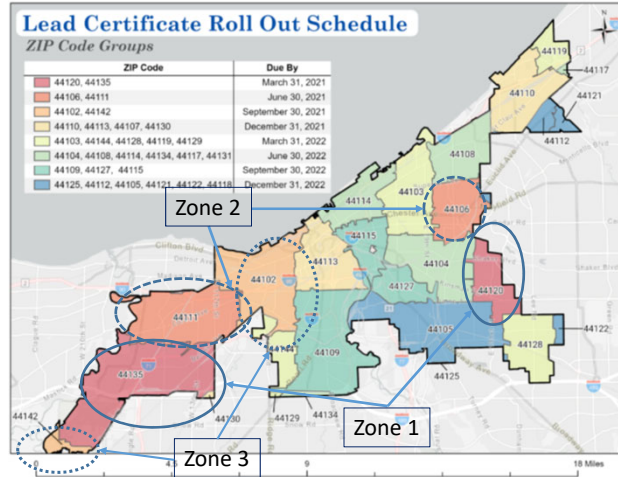
Report to the Lead Safe Advisory Board  
City of Cleveland

November 9, 2021

## Report Outline

- Introduction
- Implementation Progress
- Quarter 3 Metrics
- Conclusions

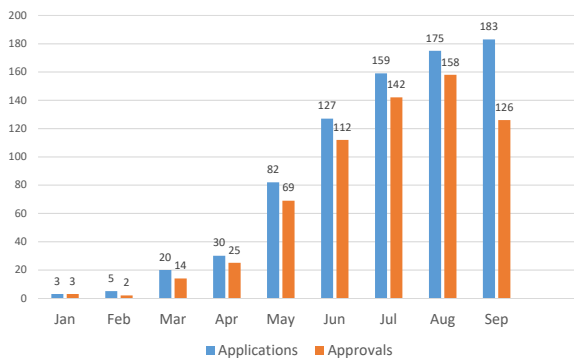
## Roll-out Zones – Zones 1-3



## Zones 1-3 rental universe

Roll-out Zone	Zip Code	Est Universe of Rental Properties	# Properties on Rental Registry 2019	# Likely Rental Properties not on Rental Registry
Zone 1	44120	4,245	1,146	3,099
	44135	3,039	1,033	2,006
	Z1 Total	7,284	2,179	5,105
Zone 2	44111	5,327	1,705	3,622
	44106	1,713	308	1,405
	Z2 Total	7,040	2,013	5,027
Zone 3	44102	6,889	2,342	4,547
	44142	0	0	0
	Z3 Total	6,889	2,342	4,547
TOTAL	Zones 1-3	21,213	6,534	14,679

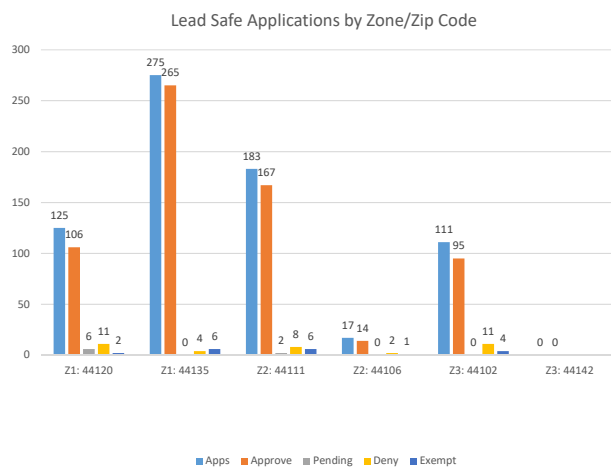
# Lead Safe Applications Count by Month & Zone



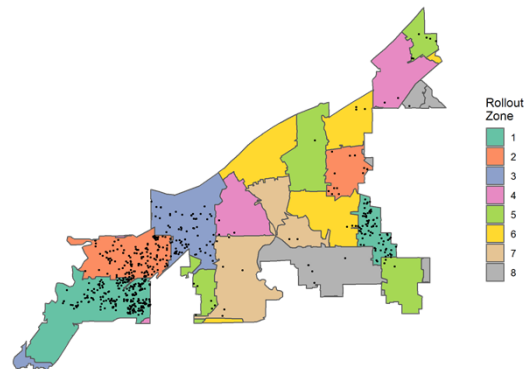
Zone	Apps	Units	Approved	Denial	Pending	Exempt
1	400	1,968	371	15	6	8
2	200	474	181	10	2	7
3	111	583	95	11	0	4
4-8	70	1,230	55	6	3	6
<b>Total</b>	<b>781</b>	<b>4,255</b>	<b>702</b>	<b>42</b>	<b>11</b>	<b>25</b>

- Approved (90%), denied (5%), exempt (3%), pending (1%)
- Among applications for which a determination was made (i.e., excluding pending, exempt), 94% approval.
- Applications account for approx 12% of properties in Zones 1-3 (previously registered), and 3.5% of all estimated rentals

# Applications in Zones 1-3



Properties Issued a Lead Safe Certification through Sept. 30



## Quarter 3 Metrics

Lead Safe Certification	Count
Lead Safe Certifications submitted	781
Lead Safe Certifications approved	702
Lead Safe Certifications pending	11
Lead Safe Certifications denied	42
Citations for noncompliance	0

Note: 25 applications were coded as exempt and one involved a lead control order.

## Data on Lead Safe Certification Applications

- Lead Safe certifications processed quickly –
  - 6 days = Avg time between submission and a determination letter being issued
  - 36% of applications had determination letter generated the same day
  - 80% have a determination within one week of submission
  - 16% have determination between 8-30 days; 4% had a period of 30 days or longer
- Many properties owners represented among applications –
  - 495 unique property owners applied for lead safe certification; 76% applied for 1 property
  - 22 owners applied for lead safe certification for >=5 properties
- Most lead inspections conducted by small number of licensed contractors –
  - 51 licensed lead assessors conducted lead inspections
  - Half conducted lead inspections for 1-4 properties
  - 10 lead assessors did inspections for nearly 69% of the applications (>25 each)

## Primary Conclusions

- Continued marked growth in lead safe applications and certifications
- Compliance with ordinance remains low so far
- Certification application approval rates are high and determinations made in a timely fashion
- Applications reflect growing number of property owners, most with single property
- Most lead inspections conducted by a small number of licensed contractors
- Group of noncompliant properties continues to grow