



CASE WESTERN RESERVE
UNIVERSITY

EST. 1826

THE CAREER CENTER

FIRST
DESTINATION
SURVEY
REPORT
CLASS OF 2008

*First Destination Survey Report
Class of 2008*

Executive Summary	2
Overview	3
Methodology	4
Key Findings	5
Experiential Learning	5
Value Placed on Experiential Learning	6
Top 3 Skills Developed in Experiential Learning (by College)	7
Percentage of Graduates Ranking Each Skill As #1 Skill Developed in Experiential Learning	7
Description of Positions Found	8
Job Search Method	8
Location of Jobs	9
The 2008 First Destination Survey and Career Center Tracking Data	9
Career Center Visits and School (by FDS respondents)	10
Career Center Visits and Plans for Next Year (by FDS respondents)	11
Career Center Visits and Starting Salary (by FDS respondents)	11
Employers	13
Compensation	13
Graduate Schools	14
Professional Schools	14
Post-Graduation Plans: All Undergraduates (by School)	15
Post-Graduation Plans: All Undergraduates (Class of 2008)	15
Post-Graduation Plans: All Undergraduates (by Major)	16
Salaries: All Undergraduates (by Major)	18
Employers	20
Graduate Schools	26
Acknowledgements	35
Appendix A: First Destination Survey 2008	36

Executive Summary

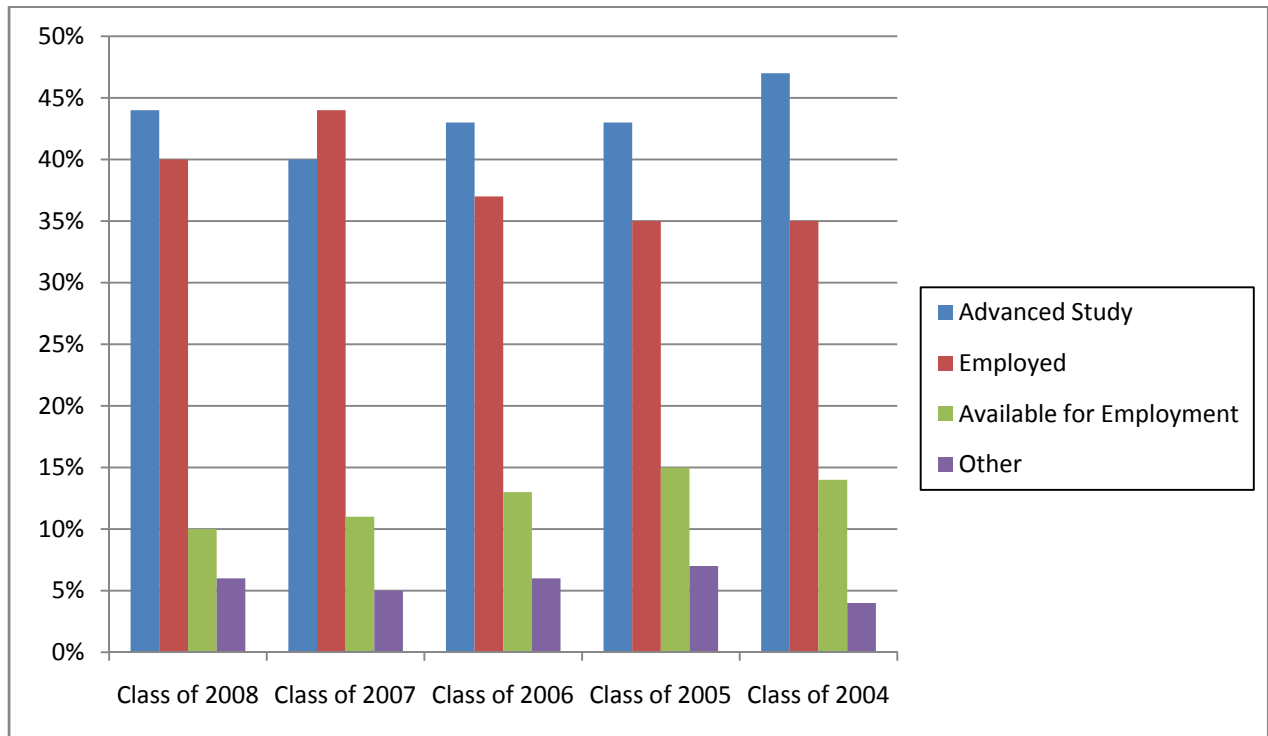
More members of the Class of 2008 are going on to graduate school (44%) than full-time employment (40%). Since 2004, all classes have followed this pattern, except for the class of 2007. According to the National Association for Colleges and Employers (NACE) Job Outlook 2008 Spring Update hiring expectations remained positive. However, the economic climate was moving downward which affected college recruiting expectations. Regardless of the job market, it is evident that Case students are engaged in their community through experiential learning (75%) and see the value in getting hands-on experience to compliment their in-class learning.

Highlights

- ◆ Of those who responded to the question regarding **experiential learning**, 352 or seventy-five percent (75%) of the Class of 2008 survey respondents reported participating in at least one form of experiential learning.
- ◆ Seventy-seven percent (77%) of graduates who reported being employed indicated that the position they found **required a college degree** and was related to their field of study.
- ◆ **Organizations hiring multiple members** of the Class of 2008 included Cleveland Clinic (11), University Hospitals (10), General Electric (8), National City (6), Teach for America (5), Accenture (4), Deloitte Consulting (4), Case Western Reserve University (3), Eaton Corporation (3), Epic Systems Co. (3), IBM (3), Key Bank (3), Brulant/Rosetta (2), Goodrich Co. (2), Lincoln Electric (2), Lubrizol (2), Medtronic (2), Microsoft (2), NASA (2), Newry Corporation (2), and the US Patent and Trademark Office (2).
- ◆ Forty-four percent (44%) of graduates reported **pursuing an advanced degree**; of those, twenty percent (20%) planned to attend medical school. Graduates were accepted into a number of impressive graduate and professional schools including Tufts, Loyola, Johns Hopkins, Washington University in St. Louis, Boston College, Temple University, Cornell and the New York University School of Law.
- ◆ Thirty-five percent (35%) of graduates who are continuing on to graduate school will **study at Case**.
- ◆ The **median salary** range for the Class of 2008 was \$50,000-\$54,999, which is consistent with the class of 2007. Median salary ranges for the schools were: Arts & Sciences: \$35,000-\$39,999, consistent with last year; Engineering: \$55,000-\$59,999, consistent with last year; Nursing: \$45,000-\$49,999, a drop of \$5,000 from last year; and Management: \$50,000-\$54,999, an increase of \$5,000 from last year.
- ◆ The **top three skills** reported being developed as a result of participating in experiential learning by school were: Arts & Sciences: Analytical, Technical/Job Content, and Work Ethic. Engineering: Technical/Job Content, Work Ethic, and Communication. Nursing: Technical/Job Content, Self-Confidence, and Communication. Management: Communication, Work Ethic, and Analytical and Self-Confidence.

Thomas B. Matthews, Ph.D.
Director, Case Career Center

Overview



	Class of 2008	Class of 2007	Class of 2006	Class of 2005	Class of 2004
Advanced Study	44%	40%	43%	43%	47%
Employed	40%	44%	37%	35%	35%
Available for Employment	10%	11%	13%	15%	14%
Other	6%	5%	6%	7%	4%

Methodology

The 2008 First Destination Survey was distributed using a web-based technique and phone interviews, resulting in a 67% (N=516) overall response rate.

The 2008 First Destination Survey was distributed in three stages throughout the academic year. It was administered in August 2007, January 2008, and May 2008. An email was sent to graduates with a link to the survey beginning approximately one month before each graduation date, and continued to be sent every two weeks to all non-respondents and still seeking graduates through October. In early November, student workers at the Case Western Reserve University Student Call Center called all non-respondents and still seeking graduates which resulted in an additional 50 graduate responses to the survey.

Appendix A is a paper version of the First Destination Survey used to capture the information contained in this report. In the email, the survey was administered using Student Voice, an assessment vendor used by the Career Center.

Key Findings

Experiential Learning


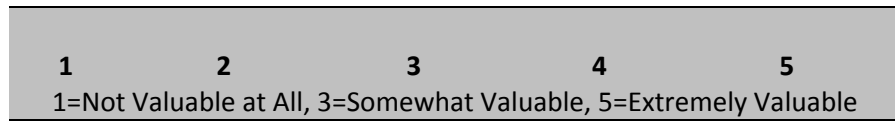
Four hundred seventy-one (471) of the 516 graduates who responded to the First Destination Survey answered the question about experiential learning (45 left the question blank). Of those who responded to the question, 75% took part in some form of experiential learning (EL). Most (83%) who did so participated in more than one activity, and more than half (61%) took part in three or more experiential learning activities.

Of those who participated in Experiential Learning, nurses reported participating in the largest number of activities (2.61 on average), followed by College of Arts and Sciences and College of Engineering graduates (2.05), graduates in math and natural sciences (1.93) and, finally, graduates in management (1.74). Graduates with engineering, math or natural science majors were much more likely to have taken part in research with faculty, while Management and Nursing majors completed an internship or practicum, respectively, more often than did graduates in other majors.

	Arts & Sciences		Engineering		Management		Nursing	
Any EL activities	155	71%	118	73%	53	77%	40	83%
Internship	49	22%	65	40%	43	62%	12	25%
Practicum	17	8%	3	2%	3	4%	37	77%
Co-op	4	2%	41	25%	4	6%	1	2%
Research outside Case	41	19%	21	13%	3	4%	5	10%
Research with Case faculty	95	43%	74	46%	12	17%	10	21%
Study abroad	48	22%	11	7%	14	20%	15	31%
Summer job (related to studies)	86	39%	62	39%	32	46%	23	48%
Community service	91	42%	51	32%	26	38%	31	65%
SOURCE	29	13%	20	12%	2	3%	2	4%
Total # of respondents ¹	219		161		69		48	

¹ Number of respondents based on the 471 students who answered the EL question. Total number of respondents from each school is as follows: Arts & Sciences – 238; Engineering – 174; Management – 80; Nursing – 52.

Value Placed on Experiential Learning



Top 3 Skills Developed in Experiential Learning (by College)

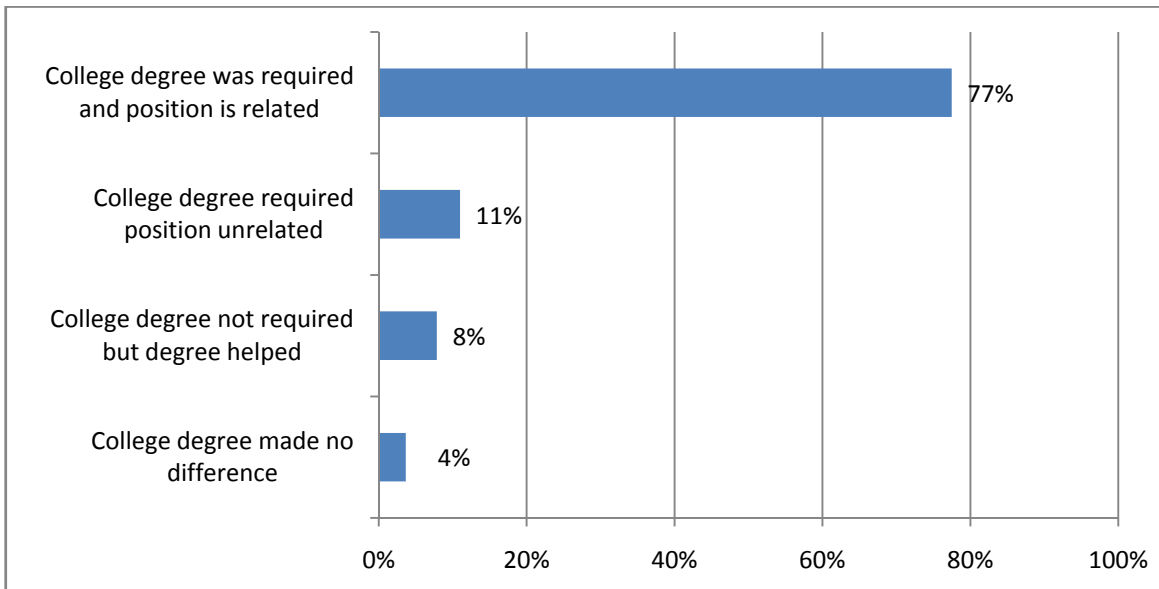
	Arts & Sciences	Engineering	Management	Nursing
1.	Analytical	Technical / Job Content	Communication	Technical/Job Content
2.	Technical/Job Content	Work Ethic	Work Ethic	Self-Confidence
3.	Work Ethic	Communication	Analytical and Self-Confidence (tie)	Communication

Percentage of Graduates Ranking Each Skill As #1 Skill Developed in Experiential Learning

	Arts & Sciences	Engineering	Management	Nursing
Communication	11.4%	10.4%	23.1%	10.8%
Interpersonal	7.4%	7.8%	3.8%	2.7%
Work Ethic	12.1%	12.2%	15.4%	2.7%
Team Work	2.7%	5.2%	5.8%	8.1%
Analytical	18.8%	8.7%	11.5%	8.1%
Motivation/Initiative	4.7%	4.3%	3.8%	0.0%
Flexibility/Adaptability	6.7%	5.2%	5.8%	2.7%
Computer	1.3%	7.0%	1.9%	0.0%
Detail Orientation	1.6%	3.5%	3.8%	0.0%
Leadership	4.7%	2.6%	3.8%	2.7%
Organizational	2.0%	3.5%	1.9%	2.7%
Self Confidence	10.1%	9.6%	11.5%	24.3%
Technical/Job Content	16.8%	20.0%	7.7%	35.1%

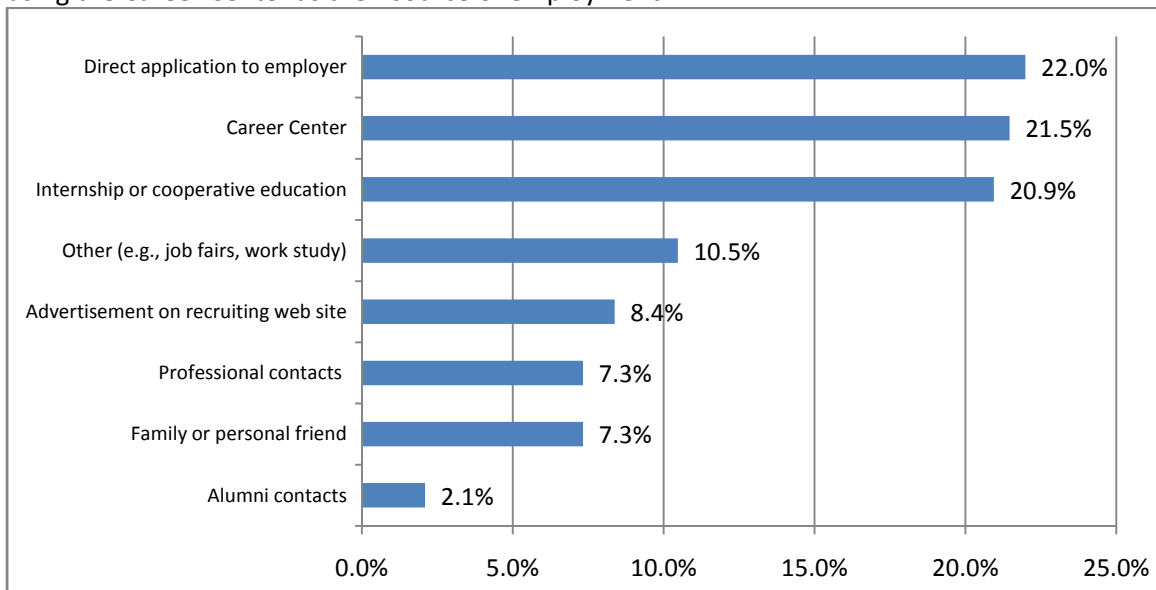
Description of Positions Found (N = 191)

A total of 205 graduates said they had accepted full-time employment. Of those 205 graduates, 191 answered the question asking whether a college degree was required for their job (14 left the question blank). Of those who answered the question, nearly all (88%) who found employment reported their jobs required a college degree. Seventy-seven percent (77%) of graduates who reported being employed and answered the question indicated the position they found required a college degree *and* was related to their field of study.



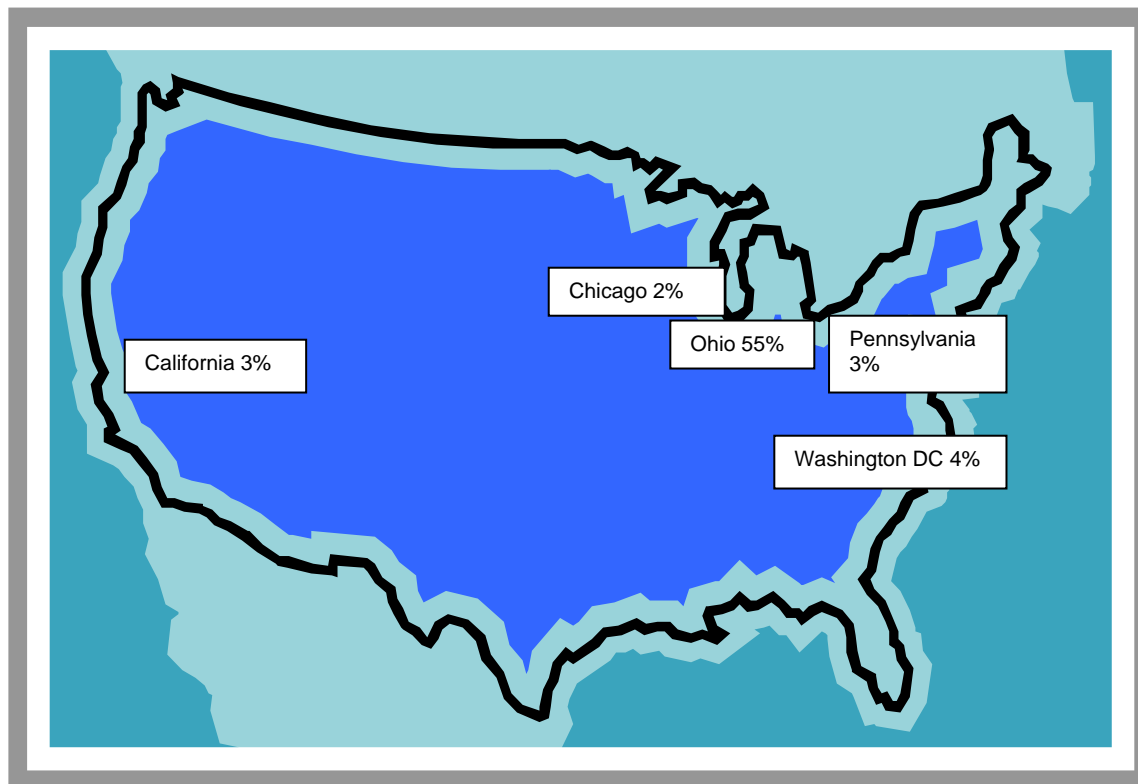
Job Search Method (N=191)

As with the previous question, 191 of the 205 graduates who reported accepting full-time employment answered the question asking about their job search method (14 graduates left the question blank). Of these 191 respondents, twenty-one percent (21%) of graduates who reported being employed did so by using the Career Center as their source of employment.



Location of Jobs

The vast majority (98.5%) of graduates who accepted jobs chose jobs in the United States. Three graduates accepted jobs outside of the United States, all three in Japan. Fifty-five percent (55%) of the Class of 2008 that accepted positions reported accepting positions in the state of Ohio; 53% of all graduates accepting positions plan to stay in northeastern Ohio.



The next highest locales outside of Ohio where graduates reported accepting positions were the Washington DC area (4%), California (3%), Pennsylvania (3%) and Chicago (2%).

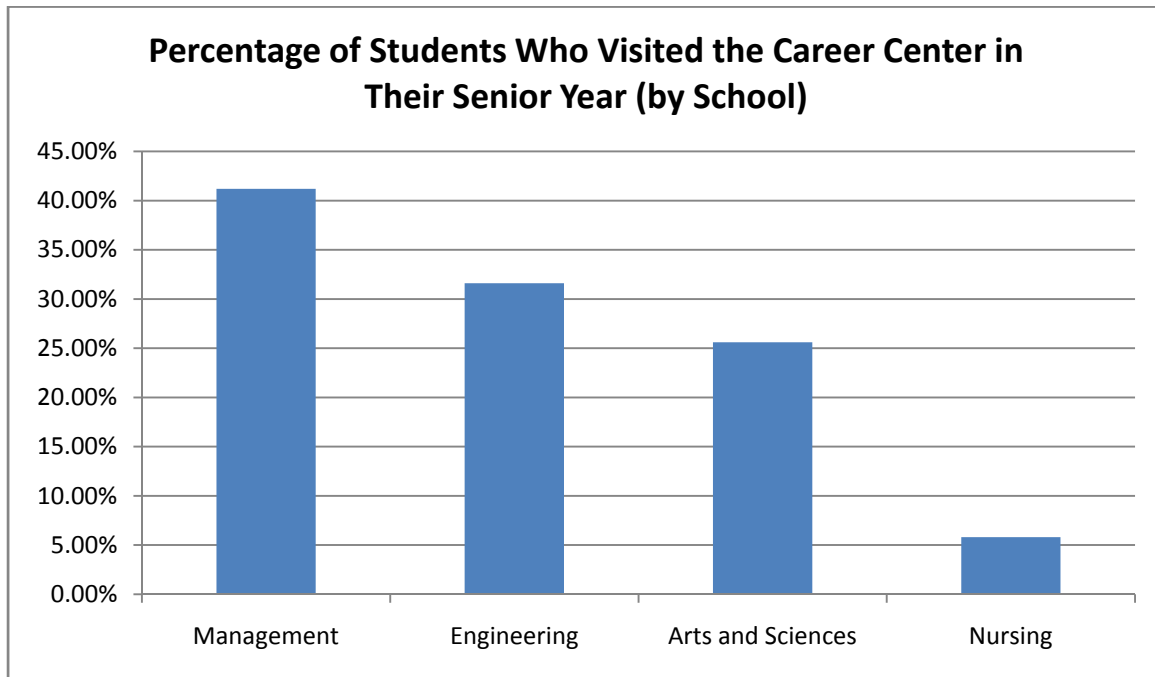
The 2008 First Destination Survey and Career Center Tracking Data

The results in this section cover data collected through the 2008 First Destination Survey and from card-swipe technology during the 2007-2008 academic year.

During the 2007-2008 academic year, the swipe-card technology in the Career Center recorded 1193 unique visits. Some visitors were graduate students and some were students who chose to remain anonymous. Additionally, many of those 1193 visits were made by students who did not take the First Destination Survey. As such, the results that follow look only at the 142 seniors from last year who chose to identify themselves when swiping their ID and who subsequently filled out the 2008 First Destination Survey. These 142 graduates made a total of 274 unique visits to the Career Center and represent 28% of all graduates who took the 2008 First Destination Survey.

Career Center Visits and School (by FDS respondents)

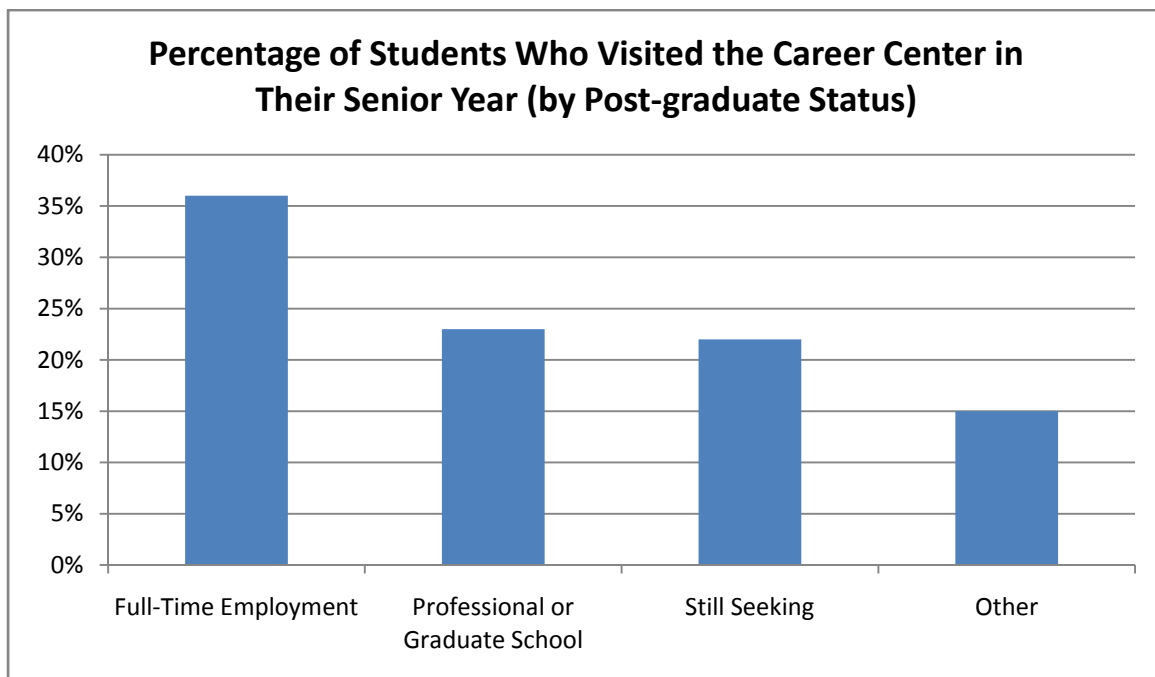
Students most likely to visit the Career Center in their senior year were students with management majors (41%). This was followed by students with engineering majors (32%), arts and science majors (26%) and nursing majors (6%). Nurses were significantly less likely than all other groups to visit the Career Center (only 3 of the 52 nurses who filled out the First Destination Survey). Students with management majors were significantly more likely to visit the Career Center than were nurses and arts and sciences majors.



Career Center Visits and Plans for Next Year (by FDS respondents)

As shown in the graph below, 36% of graduates who plan to begin full-time employment in the year following college visited the Career Center in their senior year. This was followed by 23% of graduates planning to attend graduate school, 22% of graduates who are still seeking employment, and 15% of graduates who listed another plan for the year following graduation (e.g., volunteer work, part-time employment, military service, family commitments, and voluntarily unemployed).

Results from a one-way Analysis of Variance (ANOVA) revealed that those entering full-time employment were significantly ($p < .05$) more likely to visit the Career Center in their senior year than were those with all other plans. That said, there were no significant differences among those planning to attend professional/graduate school, those still seeking employment, or those who listed another plan for the year following graduation.

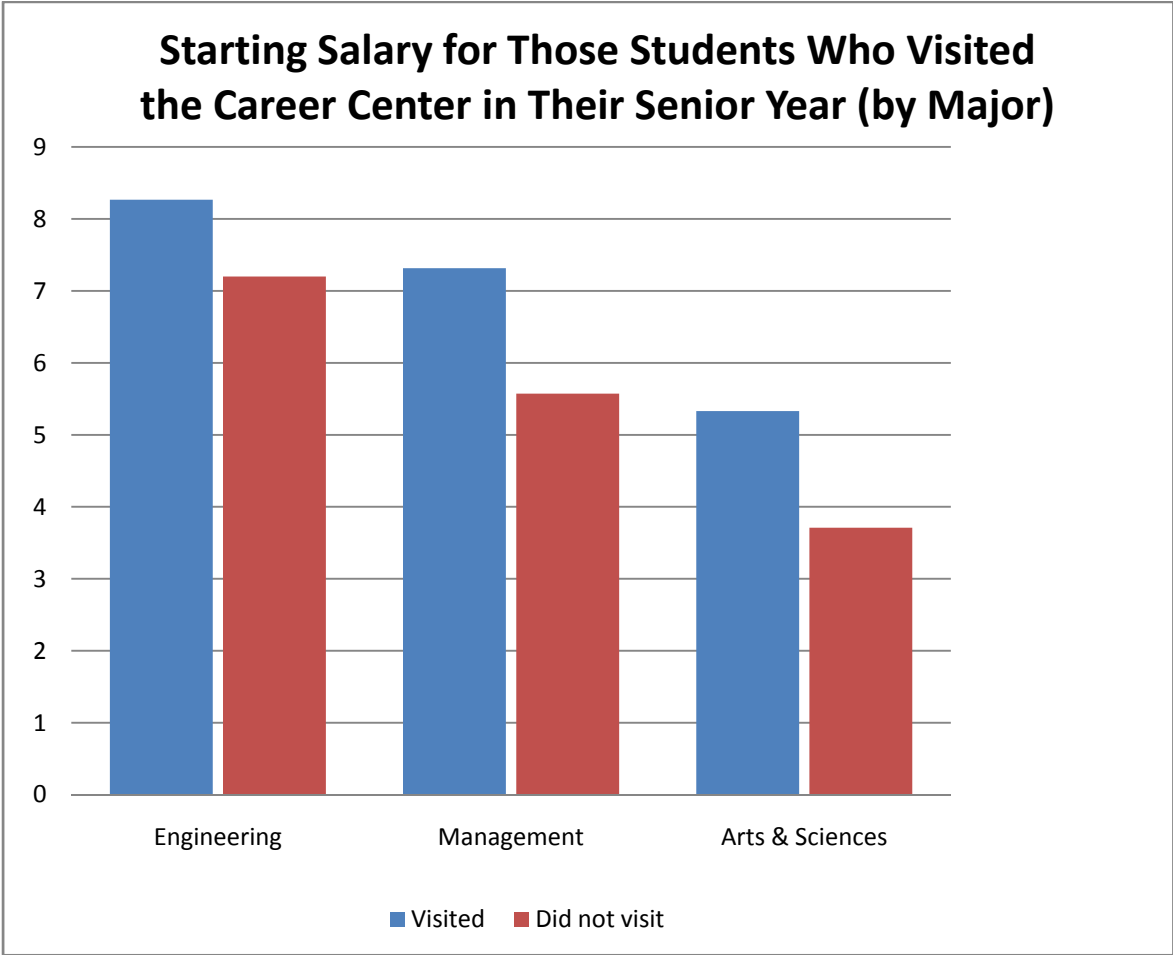


Career Center Visits and Starting Salary (by FDS respondents)

A total of 180 graduates provided information about their starting salary. Salary was measured on a scale from 1 to 10 where 1 represented “< \$25K/yr,” 2 represented “\$25,000-29,999,” 3 represented “\$30,000-39,999,” and so on up to 10 which represented “> \$65K/yr.” This type of variable is difficult to work with as each number represents a range, not an individual value. As such, results can be difficult to interpret clearly as mean values for groups often fall between two ranges of numbers.

That said, of the 180 graduates who provided salary information, 68 had visited the Career Center during their senior year. Graduates who visited the Career Center reported an average starting salary of 7.07 (value approximately represents \$50,000-54,999/yr), which is significantly higher than the 5.82 average reported by graduates who did not visit the Career Center (value falls somewhere between \$40,000-44,999/yr and \$45,000-49,999/yr).

As shown in the chart below, graduates who visited the Career Center in their senior year reported higher starting salaries than did their non-visiting peers (all differences significant, $p < .05$).

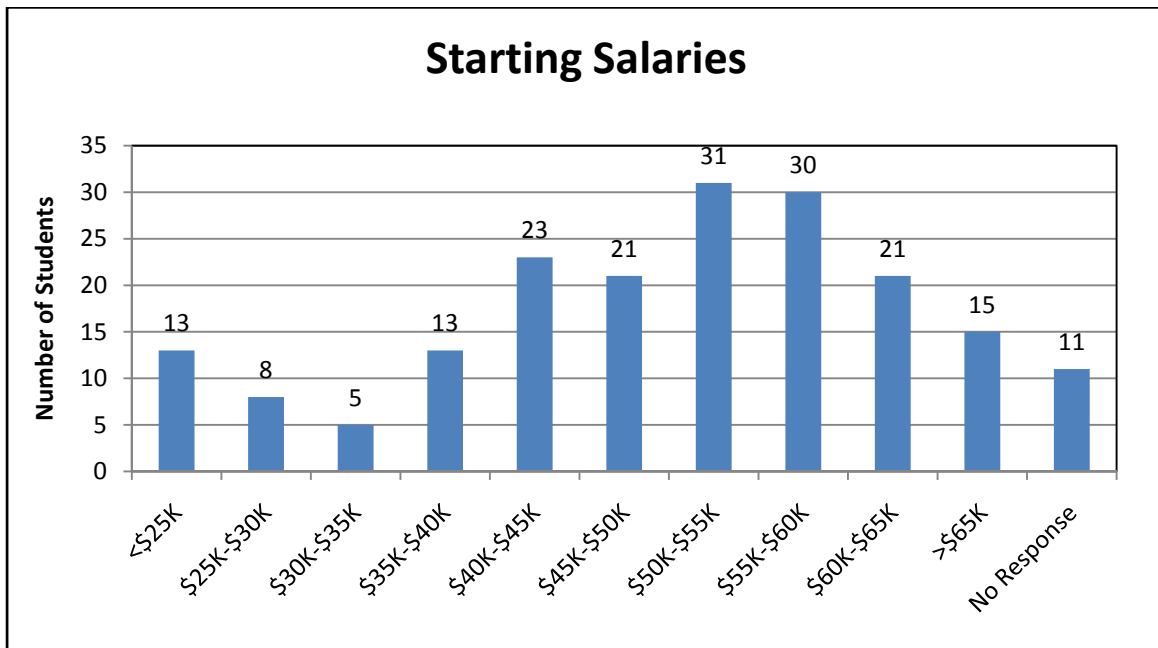


Employers

A sampling of Fortune 500, government, non-profit, and private sector employers who hired the Class of 2008 includes:

Accenture (4)	Goodrich Co. (2)	Nationwide Insurance
AeroControlex Group	Goodyear	Newry Corporation (2)
Boston Scientific	IBM (3)	Pope Scientific
Brulant/Rosetta (2)	JP Morgan Chase	PPG Industries
Case Western Reserve (3)	Key Bank (3)	Progressive Insurance
Cleveland Clinic (11)	Lincoln Electric (2)	Rockwell Automation
Deloitte Consulting (4)	Lubrizon (2)	Sony/BMG Music Entertainment
Eaton Corporation (3)	Medtronic (2)	Teach for America (5)
Epic Systems Co. (3)	Microsoft (2)	University Hospitals (10)
Ernst & Young	NASA (2)	US Patent and Trademark Office (2)
General Electric (8)	National City Bank (6)	University of Chicago

Compensation (N=180)



Graduate Schools

Graduates were accepted into a number of impressive institutions including the following:

Boston College	Emory University	Rensselaer Polytechnic Institute
Carnegie Mellon University	Johns Hopkins	Rice University
Case Western Reserve University	Massachusetts Institute of Technology	Stanford University
Cornell	Northeastern University	Temple University
Drexel University	Northwestern University	Tufts University School of Medicine
Duke University	Ohio State University	Washington University in St Louis

Graduates were also awarded a number of impressive scholarships and fellowships including a Fulbright graduating seniors fellowship, a National Science Foundation graduate fellowship, and a National Institutes of Health training grant.

Professional Schools

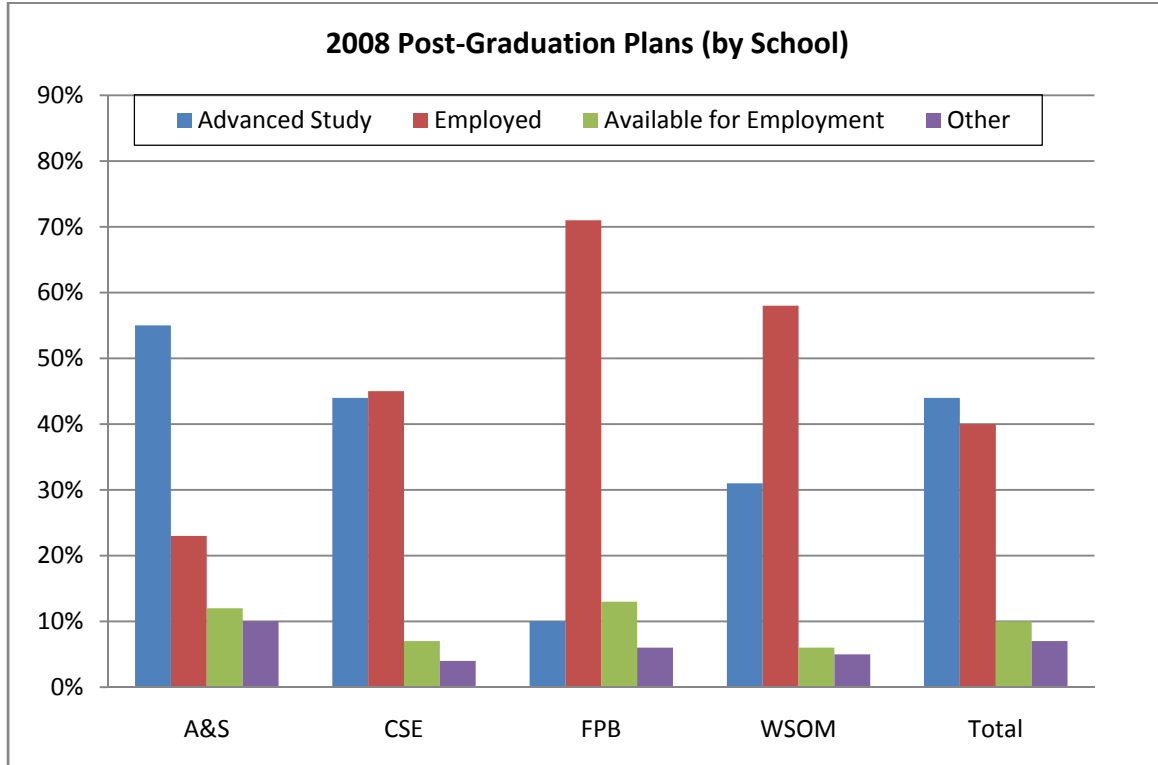
Medical School

The number of graduates planning to attend medical school from the Class of 2008 was 46 (or 20% of those planning to continue their studies). Institutions that graduates chose to attend included Tufts, Loyola, Johns Hopkins, Temple, and Washington University in St. Louis.

Law School

The number of graduates planning to attend law school from the Class of 2008 was 19 (or 8% of those planning to continue their studies). Institutions that graduates chose to attend included Boston College, Temple University, Cornell and the New York University School of Law.

Post-Graduation Plans: All Undergraduates (by School)



Post-Graduation Plans: All Undergraduates (Class of 2008)

Post Graduation Plans	A&S		CSE ²		FPB		WSOM ³		Total ⁴	Total %
Advanced Study	131	55%	77	44%	5	10%	25	31%	226	44%
Employed	55	23%	78	45%	37	71%	46	58%	205	40%
Available for Employment	28	12%	12	7%	7	13%	5	6%	51	10%
Other	24	10%	7	4%	3	6%	4	5%	34	7%
Total	238		174		52		80		516	
Total Number of Graduates	362		244		80		115		767	
Response Rate	66%		71%		65%		70%		67%	

² Numbers include all CSE recipients as well as students awarded a BS in computer science

³ Includes students in Economics.

⁴ Due to rounding, percentages do not add to 100%. Additionally, because a number of students have double majors, individual school counts may not add to this total number.

Post-Graduation Plans: All Undergraduates (by Major)

Most students (411) graduated with one degree and one major. Two of these 411 graduates were dropped from the analysis due to missing data. A further 105 graduates were double major or dual degree earners. Graduates' responses to the question about their post-graduate plans are counted once for each of their earned majors.

Therefore, 514 individuals were included in the analysis but these 514 individuals graduated with a total of 619 majors. The responses in this table will sum to reflect the plans of graduates earning these 619 majors. Majors that include at least one student with a double major or dual degree are marked with an asterisk.

	Response Rate			Graduate School		Employed		Other		Available	
	Total majors	Total responses	% complete	#	%	#	%	#	%	#	%
ACCOUNTING	17	14	82%	9	64%	5	36%	0	0%	0	0%
AEROSPACE ENGINEERING	10	8	80%	5	63%	2	25%	1	13%	0	0%
ANTHROPOLOGY*	10	6	60%	5	83%	0	0%	0	0%	1	17%
APPLIED MATHEMATICS	1	1	100%	0	0%	1	100%	0	0%	0	0%
ART EDUCATION	1	1	100%	1	100%	0	0%	0	0%	0	0%
ART HISTORY*	10	10	100%	2	20%	3	30%	3	30%	2	20%
ASTRONOMY	3	3	100%	2	67%	1	33%	0	0%	0	0%
BIOCHEMISTRY*	32	24	75%	21	88%	1	4%	0	0%	2	8%
BIOLOGY*	70	43	61%	32	74%	7	17%	3	7%	1	2%
BIOMEDICAL ENGINEERING*	76	48	63%	33	69%	8	17%	2	4%	5	10%
CHEMICAL ENGINEERING	27	20	74%	8	40%	11	55%	0	0%	1	5%
CHEMISTRY*	40	26	65%	17	65%	7	27%	1	4%	1	4%
CIVIL ENGINEERING	10	8	80%	1	13%	7	88%	0	0%	0	0%
CLASSICS*	2	2	100%	2	100%	0	0%	0	0%	0	0%
COGNITIVE SCIENCE*	11	9	82%	5	56%	1	11%	1	11%	2	22%
COMMUNICATION SCIENCES	3	2	67%	2	100%	0	0%	0	0%	0	0%
COMPUTER ENGINEERING*	14	8	57%	1	13%	7	88%	0	0%	0	0%
COMPUTER SCIENCE*	33	26	79%	7	27%	15	58%	2	8%	2	8%
DEAN'S APPROVED MAJOR*	1	1	100%	0	0%	1	100%	0	0%	0	0%
ECONOMICS*	42	24	57%	10	42%	9	38%	2	8%	3	13%
ELECTRICAL ENGINEERING*	20	12	60%	4	33%	8	67%	0	0%	0	0%
ENGINEERING PHYSICS	4	4	100%	3	75%	1	25%	0	0%	0	0%
ENGLISH*	14	8	57%	2	25%	3	38%	1	13%	2	25%
ENVIRONMENTAL GEOLOGY	1	1	100%	0	0%	1	100%	0	0%	0	0%
ENVIRONMENTAL STUDIES*	1	1	100%	0	0%	0	0%	0	0%	1	100%
EVOLUTIONARY BIOLOGY*	1	1	100%	1	100%	0	0%	0	0%	0	0%
FRENCH*	3	3	100%	2	67%	0	0%	0	0%	1	33%
FRENCH & FRANCOPHONE STUDIES*	2	1	50%	0	0%	0	0%	0	0%	1	100%

	Response Rate			Graduate School		Employed		Other		Available	
	Total Majors	Total Responses	% Complete	#	%	#	%	#	%	#	%
GEOLOGICAL SCIENCES	2	1	50%	0	0%	0	0%	0	0%	1	100%
GERMAN*	5	2	40%	1	50%	0	0%	1	50%	0	0%
HISTORY*	15	11	73%	5	45%	2	18%	3	27%	1	9%
INTERNATIONAL STUDIES*	9	6	67%	3	50%	2	33%	0	0%	1	17%
JAPANESE STUDIES*	7	6	86%	2	33%	2	33%	0	0%	2	33%
MANAGEMENT*	57	42	74%	6	14%	32	76%	2	5%	2	5%
MATERIALS SCIENCE & ENGR	4	4	100%	3	75%	1	25%	0	0%	0	0%
MATHEMATICS*	14	12	86%	6	50%	5	42%	0	0%	1	8%
MATHEMATICS AND PHYSICS*	3	3	100%	1	33%	1	33%	1	33%	0	0%
MECHANICAL ENGINEERING	45	29	64%	8	28%	18	62%	1	3%	2	7%
MUSIC*	12	7	58%	1	14%	3	43%	3	43%	0	0%
MUSIC EDUCATION	5	3	60%	0	0%	1	33%	2	67%	0	0%
NURSING*	80	51	64%	5	10%	37	73%	3	6%	6	12%
NUTRITION	7	5	71%	4	80%	1	20%	0	0%	0	0%
PHILOSOPHY*	3	2	67%	1	50%	1	50%	0	0%	0	0%
PHYSICS*	7	4	57%	2	50%	1	25%	0	0%	1	25%
POLITICAL SCIENCE*	29	21	72%	8	38%	8	38%	3	14%	2	10%
POLYMER SCIENCE & ENGINEERING	6	4	67%	4	100%	0	0%	0	0%	0	0%
PRE-ARCHITECTURE*	4	2	50%	0	0%	0	0%	1	50%	1	50%
PSYCHOLOGY*	75	51	68%	25	49%	14	27%	3	6%	9	18%
PUBLIC HEALTH STUDIES*	7	6	86%	5	83%	0	0%	1	17%	0	0%
RELIGIOUS STUDIES*	3	2	67%	1	50%	1	50%	0	0%	0	0%
SOCIOLOGY*	22	10	45%	4	40%	4	40%	1	10%	1	10%
SPANISH*	9	7	78%	3	43%	1	14%	0	0%	3	43%
STATISTICS*	4	2	50%	1	50%	1	50%	0	0%	0	0%
SYSTEMS & CONTROL ENGINEERING	5	1	20%	0	0%	0	0%	0	0%	1	100%
TEACHER EDUCATION*	1	1	100%	1	100%	0	0%	0	0%	0	0%
THEATER ARTS*	11	6	55%	1	17%	0	0%	1	17%	4	67%
WOMEN'S STUDIES*	2	2	100%	1	50%	0	0%	1	50%	0	0%

Salaries: All Undergraduates (by Major)

As with the previous chart, most graduates who provided salary information (152) graduated with one degree and one major. A further 28 graduates were double major or dual degree earners. Graduates' responses to the question about their post-graduate salaries are counted once for each of their earned majors.

Therefore, 180 individuals were included in the analysis but these 180 individuals graduated with a total of 208 majors. The responses in this table will sum to reflect the plans of graduates earning these 208 majors. Majors that include at least one student with a double major or dual degree are marked with a single asterisk (*). A double asterisk (**) is an indicator of a national salary average that is estimated from similar, but not identical, academic disciplines.

National averages taken from the National Association of Colleges and Employers (NACE) Summer 2008 Salary Survey.

	< \$25K	\$25K- \$29K	\$30K- \$34K	\$35K- \$39K	\$40K- \$44K	\$45K- \$49K	\$50K- \$54K	\$55K- \$59K	\$60K- \$64K	> \$65K
ACCOUNTING (National Average: \$48,085)	0	0	0	1	0	2	0	0	1	0
AEROSPACE ENGINEERING (National Average: \$56,067)	0	0	0	0	0	0	2	0	0	0
APPLIED MATHEMATICS (National Average: \$49,736)	0	0	0	0	0	0	0	1	0	0
ART HISTORY (National Average: \$41,317)* (**)	1	0	0	0	0	0	1	0	0	1
ASTRONOMY (National Average: NA)	0	0	0	0	1	0	0	0	0	0
BIOCHEMISTRY (National Average: 35,042)* (**)	0	0	0	0	0	0	0	1	0	0
BIOLOGY (National Average: \$35,042)*	1	1	0	2	0	0	0	0	0	0
BIOMEDICAL ENGINEERING (National Average: \$54,661)	1	1	0	0	1	0	0	0	3	1
CHEMICAL ENGINEERING (National Average: \$63,165)	0	0	0	0	0	1	1	3	4	1
CHEMISTRY (National Average: \$45,106)*	1	0	2	1	1	1	1	0	0	0
CIVIL ENGINEERING (National Average: \$51,632)	0	0	0	0	0	3	1	2	1	0
COGNITIVE SCIENCE (National Average: \$35,042) **	1	0	0	0	0	0	0	0	0	0

	< \$25K	\$25K- \$29K	\$30K- \$34K	\$35K- \$39K	\$40K- \$44K	\$45K- \$49K	\$50K- \$54K	\$55K- \$59K	\$60K- \$64K	> \$65K
COMPUTER ENGINEERING (National Average: \$59,576)*	0	0	0	0	0	0	0	1	3	3
COMPUTER SCIENCE (National Average: \$60,416)*	0	0	0	1	5	0	4	3	0	1
DEAN'S APPROVED MAJOR (National Average: NA)*	0	1	0	0	0	0	0	0	0	0
ECONOMICS (National Average: \$50,507)*	0	0	1	3	0	0	2	1	0	1
ELECTRICAL ENGINEERING (National Average: \$56,910)*	0	0	0	0	0	1	1	1	1	2
ENGLISH (National Average: \$34,327)*	0	1	0	1	0	0	0	1	0	0
ENVIRONMENTAL GEOLOGY (National Average: \$38,720) **	0	0	0	1	0	0	0	0	0	0
HISTORY (National Average: \$37,223)*	0	0	0	0	1	0	0	0	0	0
INTERNATIONAL STUDIES (National Average: \$38,910)* (**)	0	1	0	0	0	0	1	0	0	0
JAPANESE STUDIES (National Average: \$41,317)* (**)	0	0	0	1	1	0	0	0	0	0
MANAGEMENT (National Average: \$45,915)	1	1	0	3	5	3	5	4	1	5
MATERIALS SCIENCE & ENGR (National Average: \$57,838)	0	0	0	0	0	0	0	0	1	0
MATHEMATICS (National Average: \$49,736)*	0	0	0	0	1	0	0	2	1	1
MATHEMATICS AND PHYSICS (National Average: NA)*	0	0	0	0	1	0	0	0	0	0
MECHANICAL ENGINEERING (National Average: \$57,009)	0	0	0	0	0	0	3	9	4	0
MUSIC (National Average: NA)*	1	0	1	0	0	0	0	0	0	1
NURSING (National Average: \$51,644)*	1	0	0	1	5	11	10	3	1	0

	< \$25K	\$25K- \$29K	\$30K- \$34K	\$35K- \$39K	\$40K- \$44K	\$45K- \$49K	\$50K- \$54K	\$55K- \$59K	\$60K- \$64K	> \$65K
NUTRITION (National Average: \$46,364)	1	0	0	0	0	0	0	0	0	0
PHILOSOPHY (National Average: \$41,317)* (**)	1	0	0	0	0	0	0	0	0	0
PHYSICS (National Average: \$47,496)	0	0	0	0	1	0	0	0	0	0
POLITICAL SCIENCE (National Average: \$38,179)*	2	1	1	1	1	0	1	1	0	0
PSYCHOLOGY (National Average: \$33,564)*	4	3	1	2	2	0	0	0	0	0
RELIGIOUS STUDIES (National Average: \$41,317)* (**)	0	1	0	0	0	0	0	0	0	0
SOCIOLOGY (National Average: \$34,796)*	2	1	0	0	0	0	0	0	0	0
SPANISH (National Average: \$35,366)*	0	0	0	1	0	0	0	0	0	0
STATISTICS (National Average: \$49,736)*	0	0	0	0	1	0	0	0	0	0

Employers

A total of 200 graduates provided the name of their employer. Of these 200 graduates, 29 had double majors/dual degrees. Graduates' employers are listed once for each of their earned majors.

The 29 graduates with multiple majors were employed by the following:

Americorps	Engage	Lubrizol
Appalachia Service Project	Ericsson IPI	McMaster-Carr Supply
Bristol West Insurance Group	Gaba Corporation	Miami Valley Hospital
Calserve	Goodrich Corporation	National City
Case Western Reserve University	Growing Years	Newry Corporation
Cincinnati Children's Research Foundation	Integra Realty Resources	Specialized Business Software
Cleveland Magazine	Interact Cleveland	Teach for America (4)
Daylife	JET	University of Washington
EDS	Lancome Cosmetics	

Therefore, each of these employers is listed under each of the dual major/dual degree student's majors. Majors that include at least one student with a double major or dual degree are marked with an asterisk.

ACCOUNTING	
Applied Industrial Technologies	KeyBank
Deloitte and Touche (2)	Plante and Moran, PLLC
AEROSPACE ENGINEERING	
AeroControlex Group	Epic Systems Corporation
APPLIED MATHEMATICS	
Nationwide Insurance	
ART HISTORY*	
Appalachia Service Project	Lubrizol
Daylife	
ASTRONOMY	
Los Alamos National Lab	
BIOCHEMISTRY*	
EDS	
BIOLOGY*	
Calserve	The Davey Tree Expert Company
Lancome Cosmetics	University of Washington
Teach for America (2)	
BIOMEDICAL ENGINEERING	
Accenture (2)	Medtronic
Intelect Medical, Inc.	Robert D. Anderson Co. Inc.
Loyola Hospital	The Cleveland Clinic
CHEMICAL ENGINEERING	
Babcock & Wilcox	L'Oreal
Bechtel Bettis	Lubrizol
CH2M HILL	Pope Scientific Inc.
Crown Cork Seal	PPG, Inc.
General Electric	Schlumberger
IBM	

CHEMISTRY*	
Cincinnati Children's Research Foundation	Miami Valley Hospital
Growing Years	Teach for America
JET	University of Chicago
Lubrizol	
CIVIL ENGINEERING	
Barr Engineering	Parsons Brinckerhoff
Earth Tech	Stevenson & Assoc.
Golder Associates	TF Construction Management Services LLC
ICA Engineering	
COGNITIVE SCIENCE	
Baricelli Inn	
COMPUTER ENGINEERING*	
ABB Inc.	IBM (2)
Boston Scientific	JDSU
Daylife	Rockwell Automation
COMPUTER SCIENCE*	
Beacon Hill Technologies	Jumpstart, Inc.
BGI	OverDrive, Inc.
DigiKnow	ProSource
EDS	Specialized Business Software (2)
Ericsson IPI	URS Washington Division
Hurricane Labs, LLC	Video Products Inc.
Ideastar, Inc.	
DEAN'S APPROVED MAJOR*	
Interact Cleveland	
ECONOMICS*	
Gaba Corporation	National City Bank (2)
Goodrich Corporation, Landing Gear Division	Progressive
Integra Realty Resources	State Street Corporation
McMaster-Carr Supply	Towers Perrin

ELECTRICAL ENGINEERING*	
GE Healthcare	Philips Healthcare
Lincoln Electric Company (2)	PMC-Sierra
Newry Corporation (2)	
ENGLISH*	
Cleveland Magazine	National City Bank
Laacione and Laacione	
ENVIRONMENTAL GEOLOGY	
Ross Environmental Services	
HISTORY*	
Case Western Reserve University	Teach for America
INTERNATIONAL STUDIES*	
Cleveland Magazine	Goodrich Corporation
JAPANESE STUDIES*	
Gaba Corporation	JET
MANAGEMENT	
Accenture (2)	General Electric (2)
B & F Capital Markets	JPMorgan Chase
Brulant / Rosetta (3)	JWT TeamDetroit
Cavalier Gulling Wilson	Key Bank (2)
Center for Business	Louis Stokes Department of Veterans Affairs
Consumer United	Marvell Technology Group
Deloitte Consulting (2)	Microsoft
Developers Diversified Realty	National City Bank (3)
Eaton Corporation	Oracle Japan Corporation
Epic Systems	Timken
Ernst & Young	University of Florida
FactSet	
MATERIALS SCIENCE & ENGR	
United States Patent and Trademark Office	

MATHEMATICS*	
Bristol West Insurance Group	Newry Corporation
Eaton Corporation	Shoenfelt Consulting Inc.
Microsoft	
MATHEMATICS AND PHYSICS*	
Specialized Business Software	
MECHANICAL ENGINEERING	
Babcock Power Inc.	ERICO Inc.
Bechtel Bettis Atomic Power Labs	General Electric (4)
Bescast	Goodyear Tire & Rubber
Cleveland Clinic	K&G Enterprises
Commercial Turf Products	Medtronic
DEKA	NASA
Eaton/Argo-Tech	United States Patent and Trademark Office
MUSIC*	
Kelly Services, Inc.	Sony/BMG Music Entertainment
McMaster-Carr Supply	
MUSIC EDUCATION	
Colony Public School District	
NURSING*	
Akron City Hospital	Metrohealth
Allegheny General Hospital	Miami Valley Hospital
Brigham Women's Hospital	Northwestern Memorial Hospital
Children's Hospital of Pittsburgh	Parma Hospital
Children's National Medical Center	Presbyterian Hospital
Cleveland Clinic (9)	Shands at the University of Florida
Detroit Medical Clinic	Summa Health System Akron City Hospital
Fairview Hospital	University Hospitals (10)
Mercy Medical Center	Weirton Medical Center
NUTRITION	
South Carolina Dept of Health & Environmental Control	
PHILOSOPHY*	
Americorps	

PHYSICS	
Onevue	
POLITICAL SCIENCE*	
Appalachia Service Project	Integra Realty Resources
Case Western Reserve University	Obama for America
Epic Systems Corporation	Stafford and Stafford
Ericsson IPI	Teach for America
PSYCHOLOGY*	
Americorps	Growing Years
Beech Brook	Lancome Cosmetics
Bristol West Insurance Group	Teach for America (3)
Calserve	University of Washington
Cincinnati Children's Research Foundation	Vanderbilt University
Engage	
RELIGIOUS STUDIES*	
Interact Cleveland	
SOCIOLOGY*	
Case Western Reserve University	Planet Aid
Engage	
SPANISH*	
Teach for America	
STATISTICS*	
Bristol West Insurance Group	

Graduate Schools

A total of 226 graduates said they planned on entering graduate or professional studies. Of those 226 graduates, 11 were undecided about their graduate institution or had yet to be accepted (5%) and 16 left the question blank (7%). This left a total of 210 graduates who listed the institution they planned on attending. Of these 210 graduates, 47 had double majors/dual degrees. Students' graduate schools are listed once for each of their earned majors.

The 47 graduates with multiple majors will be attending the following schools:

American University	Loyola University Chicago	University of Chicago
Case Western Reserve University (10)	Massachusetts Institute of Technology	University of Cincinnati (2)
Central Michigan University	Northeastern Ohio University College of Medicine	University of Denver
Cleveland Clinic Lerner College of Medicine	New York University Law School	University of Michigan
Columbia University Teachers College	Northern Illinois University	University of Minnesota
Duquesne University School of Law	Ohio Northern University	University of Pittsburgh (2)
Florida State University	Ohio State University	University of South Carolina
George Washington University	Rutgers University	University of Toledo
Georgia Institute of Technology	Tsinghua University	Wright State University (2)
Johns Hopkins	Tufts University School of Medicine	
Kent State University	University of California, San Francisco	

Therefore, each of these graduate schools is listed under each of the dual major/dual degree student's majors. Majors that include at least one student with a double major or dual degree are marked with an asterisk.

ACCOUNTING	
Case Western Reserve University (5)	Accounting
Case Western Reserve University	Law
Ohio State University	City and Regional Planning
Ohio State University	Law
AEROSPACE ENGINEERING	
Case Western Reserve University	Combustion
Case Western Reserve University (2)	Engineering Management
Ohio State University	Mechanical Engineering

ANTHROPOLOGY*	
New York University	Law
The University of Kent	Archaeology
University of Michigan	Public Health
Wright State University	Public History
ART EDUCATION	
Case Western Reserve University	Art Education
ART HISTORY*	
New York University	Law
Rutgers University	Art History
BIOCHEMISTRY*	
Case Western Reserve University	Biochemistry
Case Western Reserve University	Bioethics
Case Western Reserve University (2)	Medicine
Case Western Reserve University	Pharmacology
Emory University	Health Policy
Johns Hopkins	Medicine
Massachusetts Institute of Technology	Bioengineering
Medical College of Wisconsin	Medicine
Ross University	Medicine
Tufts University	Medicine
University of Cincinnati	Medicine
University of Alabama at Birmingham	Forensic Science
University of California, Berkeley	Molecular and Cell Biology
University of Chicago	Biomedical Sciences
University of Cincinnati	Medicine
University of Southern California	Medicine
BIOLOGY*	
Albany Medical College	Medicine
Case Western Reserve University	Medicine/Bioethics
Case Western Reserve University (2)	Medicine
Case Western Reserve University (2)	Anatomy
Case Western Reserve University	Biomedical Sciences
Case Western Reserve University	Dentistry
Case Western Reserve University	Medicine/Biomedical Sciences
Case Western Reserve University	Law

Central Michigan University	School Psychology
Drexel University	Biomedical Sciences
George Washington University	International Trade and Investment Policy
John Carroll University (2)	Education
Loyola University Chicago	Medical Sciences
Northeastern Ohio University College of Medicine	Medicine
Ohio State (pending other acceptances)	Medicine
Saba University	Medicine
University of Cincinnati (2)	Medicine
University of California, San Francisco	Biochemistry
University of Central Florida	Conservation Biology
University of Louisville	Medicine
University of Michigan	Public Health
University of Toledo College of Medicine	Medicine
BIOMEDICAL ENGINEERING*	
Arizona State University (2)	Bioengineering
Case Western Reserve University	Anthropology
Case Western Reserve University (4)	Biomedical Engineering
Case Western Reserve University (3)	Engineering and Management
Case Western Reserve University	Law
Case Western Reserve University (2)	Medicine
Duke University (2)	Biomedical Engineering
Melbourne University	Biomaterials
Medical University of South Carolina	Medicine
Ohio State University	Medicine
Ross University	Medicine
Rush University	Medicine
Universidad de Puerto Rico	Medicine
University of Pittsburgh	Medicine
University of Rochester	Medicine
University of Utah	Bioengineering
University of Southern California	Mechanical Engineering
Washington University in St Louis	Medicine / BME
Washington University in St Louis	Biomedical Engineering
West Virginia University	Dentistry
Wright State University (2)	Biomedical Engineering

CHEMICAL ENGINEERING	
Boston College	Law
Rensselaer Polytechnic Institute	Chemical Engineering
Stanford University	Chemical Engineering
University of California, Santa Barbara	Chemical Engineering
University of Colorado at Boulder	Chemical Engineering
University of Edinburgh	Chemical Engineering
University of Wisconsin, Madison	Chemical Engineering
CHEMISTRY*	
American University of the Caribbean	Medicine
Case Western Reserve University	Public Health
Case Western Reserve University	Medicine
Case Western Reserve University	Medicine/Biomedical Sciences
Iowa State University	Chemistry
Northwestern University	Chemistry
Robert Wood Johnson Medical School	Medicine, Doctorate
Chicago Medical School	Medicine
University of California, San Francisco	Biochemistry
University of Cincinnati	Medicine
University of Minnesota	Music Composition
University of Pittsburgh	Medicine
University of Pittsburgh	Public Health
University of Toledo	Medicine
Wright State University	Medicine
CIVIL ENGINEERING	
Case Western Reserve University	Structural Engineering
CLASSICS*	
Case Western Reserve University	Anthropology
University of Cincinnati	Classics
COGNITIVE SCIENCE*	
Case Western Reserve University	Bioethics
Case Western Reserve University	Experimental Psychology
Cleveland Clinic Lerner College of Medicine	Medicine
University of Denver	Forensic Psychology

COMMUNICATION SCIENCES	
Kent State University	Audiology
University of Wisconsin	Speech Pathology
COMPUTER ENGINEERING	
Case Western Reserve University	Computer Engineering
COMPUTER SCIENCE*	
Case Western Reserve University (2)	Computer Science
Case Western Reserve University	Computer Engineering
Florida State University	Economics
John Carroll University	Education
University of Pittsburgh	Information Science
ECONOMICS*	
American University	International Affairs
Case Western Reserve University	Medicine
Case Western Reserve University	Public Health
Cornell University	Law
Florida State University	Economics
Johns Hopkins University	Medicine
Massachusetts Institute of Technology	Bioengineering
Northeastern Ohio University College of Medicine	Medicine
University of Chicago	Economics
University of Toledo	Medicine
ELECTRICAL ENGINEERING	
Case Western Reserve University (3)	Electrical Engineering
Rensselaer Polytechnic Institute	Information Technology
ENGINEERING PHYSICS	
Case Western Reserve University	Engineering Management
Stanford University	Physics
University of California, Berkeley	Electrical Engineering
ENGLISH*	
Columbia University Teachers College	English
Ohio Northern University	Law

EVOLUTIONARY BIOLOGY*	
Wright State University	Public History
FRENCH*	
Rutgers University	Art History
Tufts University	Medicine
HISTORY*	
Case Western Reserve University	Law
Duquesne University	Business
Middle Tennessee State University	Public History
Ohio State University	Community Counseling
INTERNATIONAL STUDIES*	
Case Western Reserve University	Medicine/Bioethics
George Washington University	International Trade and Investment Policy
JAPANESE STUDIES*	
Case Western Reserve University	Law
Tsinghua University	Renewable Energy
MANAGEMENT	
Case Western Reserve University (3)	Finance
Case Western Reserve University	Organizational Behavior
Case Western Reserve University	Law
Kent State University	Higher Education Administration
MATERIALS SCIENCE & ENGR	
Case Western Reserve University (2)	Materials Science & Engineering
University of Wisconsin, Madison	Materials Science
MATHEMATICS*	
Georgia Institute of Technology	Mathematics
John Carroll University	Secondary Math Education
Kent State University	Library and Information Science
Rice University	Computational and Applied Mathematics
University of Chicago	Economics
University of Toronto	Mathematics

MATHEMATICS AND PHYSICS*	
Tsinghua University	Renewable Energy
MECHANICAL ENGINEERING	
Carnegie Mellon University	Mechanical Engineering
Case Western Reserve University (2)	Engineering
Case Western Reserve University (2)	Mechanical Engineering
Cornell University	Mechanical Engineering
Northwestern University	Computational Mechanics
MUSIC*	
University of Minnesota	Music Composition
NURSING	
Case Western Reserve University	Health Sciences
Case Western Reserve University	Nursing
Case Western Reserve University	Women's Health Family Health
Logan College of Chiropractics	Chiropractics
NUTRITION	
Case Western Reserve University (2)	Public Health Nutrition
Ohio State University	Nutrition
PHYSICS	
Northwestern University	Physics
University of California, Davis	Physics
POLITICAL SCIENCE*	
American University	International Affairs
Boston College	Law
Case Western Reserve University	Law
Cleveland-Marshall College of Law	Law
Ohio Northern University	Law
Ohio State University	Law
POLYMER SCIENCE & ENGINEERING	
Georgia Institute of Technology	Chemistry/Biochemistry
Massachusetts Institute of Technology	Materials Science and Engineering
University of Massachusetts at Amherst	Polymer Science and Engineering

PSYCHOLOGY*	
Case Western Reserve University	Anatomy
Case Western Reserve University	Dentistry
Case Western Reserve University	Biology
Case Western Reserve University (2)	Medicine
Case Western Reserve University	Experimental Psychology
Case Western Reserve University	Social Work
Central Michigan University	School Psychology
Cleveland Clinic Lerner College of Medicine	Medicine
Duquesne University School of Law	Business
Emory University	Public Health
Georgia Institute of Technology	Mathematics
John Carroll University	Community Counseling
Kent State University	School Psychology
Northern Illinois University	Social Psychology
University of Cincinnati	Medicine
University of Denver	Forensic Psychology
University of Kentucky	School Psychology
University of Pittsburgh	Public Health
University of South Carolina	Criminology
Wright State University	Medicine
PUBLIC HEALTH STUDIES*	
Case Western Reserve University	Public Health
Case Western Reserve University	Medicine & Health Policy
Loyola University Chicago	Medical Sciences
New York Medical College	Medicine
New York University	Law
Temple University	Law
SOCIOLOGY*	
Case Western Reserve University	Anatomy
Northern Illinois University	Social Psychology
University of South Carolina	Criminology
SPANISH*	
Case Western Reserve University	Medicine
Kent State University	School Psychology
STATISTICS	
Case Western Reserve University	Statistics

TEACHER EDUCATION*	
Columbia University Teachers College	English
THEATER ARTS*	
Ohio State University	Community Counseling

Acknowledgements

Content: Kimberly Paik, Career Center

Statistical Analysis and Content: Tom Geaghan, Institutional Research

Contributors: Career Center Staff and Career Peers; Mike Wise, Assistant Director for Annual Giving, Student Call Center; the Office of Undergraduate Studies; and the Associate Deans from the College of Arts and Sciences, Case School of Engineering, FPB School of Nursing, and Weatherhead School of Management.

Appendix A: First Destination Survey 2008



CASE WESTERN RESERVE
UNIVERSITY EST. 1826

Career Center

First Destination Survey

Name	Major(s)
Degree	Email Address
College	

PLEASE INDICATE BELOW YOUR PLANS FOR THE COMING YEAR

- I HAVE ACCEPTED FULL-TIME EMPLOYMENT (proceed to Employment section – page 1).
- I WILL ENTER GRADUATE OR PROFESSIONAL STUDIES (proceed to Graduate/Professional Studies section – page 3).
- I AM CONTINUING TO SEEK EMPLOYMENT (proceed to Seeking Employment section – page 3).
- I AM SELF-EMPLOYED OR WORKING FREELANCE (proceed to Experiential Learning section – page 3).
- I AM STARTING MY OWN BUSINESS (proceed to Starting Own Business section – page 3).
- I AM WORKING PART-TIME (proceed to Experiential Learning section – page 3).
- I AM SERVING IN THE MILITARY FULL-TIME (proceed to Experiential Learning section – page 3).
- I AM PERFORMING COMMUNITY SERVICE (proceed to Experiential Learning section – page 3).
- I AM VOLUNTARILY UNEMPLOYED AND NOT SEEKING EMPLOYMENT (proceed to Experiential Learning section – page 3).
- I AM TENDING TO FAMILY COMMITMENTS SUCH AS TAKING CARE OF CHILDREN AND/OR DEPENDENTS (proceed to Experiential Learning section – page 3).

EMPLOYMENT

Employer	
Position	Location
Where is the position located? <input type="checkbox"/> Inside the United States <input type="checkbox"/> Outside the United States	
In which region of the United States is the position located?	
<input type="checkbox"/> Northeast <input type="checkbox"/> Southeast <input type="checkbox"/> Midwest <input type="checkbox"/> Southwest <input type="checkbox"/> West	
When did you first receive your employment offer?	

- By graduation
- Within 3 months of graduation
- More than 3 months after graduation

When did you first accept your employment offer?

- By graduation
- Within 3 months of graduation
- More than 3 months after graduation

Salary (please check one)

- Less than \$25,000
- \$25,000-\$29,999
- \$30,000-\$34,999
- \$35,000-\$39,999
- \$40,000-\$44,999
- \$45,000-\$49,999
- \$50,000-\$54,999
- \$55,000-\$59,999
- \$60,000-\$64,999
- Greater than \$65,000

Note: Any information concerning salary will be held in strict confidence.

Did you receive a signing bonus?

- Yes
- No

If yes, what was the amount of the signing bonus?

Will you receive any other form of guaranteed compensation?

- Yes
- No

If yes, how much will you receive?

Which of the following best describes the position you have accepted (please check one):

- A college degree is required and the position is related to my field of study.
- A college degree is required but the position is not related to my field of study.
- A college degree is not required for this job, but the degree helped me to get it.
- Having a college degree made no difference in getting this job.

Which job search method led to your full-time position (please check one):

- Career Center (Case CareerLink, on-campus recruitment, Career Fair, etc.)
- Direct application to employer
- Advertisement on recruiting web site (Monster, HotJobs, etc.)
- Internship or cooperative education
- Professional contacts (faculty, people in your field, etc.)
- Family or personal friend
- Alumni contacts
- Other (please specify): _____

Did you obtain full-time employment by participating in any of the following activities? If yes, please specify the organization:

- Internship: _____
- Practicum: _____
- Co-op: _____

When did you begin your job search (please check one):

Six months before graduation

Nine months before graduation

One year before graduation

More than one year before graduation

Please proceed to experiential learning section

GRADUATE / PROFESSIONAL STUDIES

Institution	Area of Study	Degree

Please list any scholarships or fellowships (e.g., Fulbright, Truman, etc.) you have received for graduate / professional studies.

Please list below the other institutions to which you were accepted.

1.	2.
3.	4.

Please proceed to experiential learning section

SEEKING EMPLOYMENT

How confident are you in securing employment (please check one):

81-100% 61-80% 41-60% 21-40% 0-20%

Please proceed to experiential learning section

STARTING OWN BUSINESS

Please describe the business you are starting:

Please proceed to experiential learning section

EXPERIENTIAL LEARNING

Did you participate in any sort of experiential learning/education (e.g., internship, practicum, co-op, research, study abroad, or community service) while at Case?

Yes No (if "no," please proceed to next page, SAGES question)

Did you use your internship/co-op/practicum experience for your senior capstone?

Yes

No

Not applicable

How would you rate these experiential activities in regards to your education here at Case on a scale of 1 to 5, 5 being extremely valuable and 1 being not valuable at all? If you have not participated in the following activities, please indicate NA

<input type="checkbox"/> Internship	<input type="checkbox"/> Practicum	<input type="checkbox"/> Co-op
<input type="checkbox"/> Research outside of Case	<input type="checkbox"/> Research with Case Faculty	<input type="checkbox"/> Study Abroad
<input type="checkbox"/> Summer Job (related to studies)	<input type="checkbox"/> Community Service	<input type="checkbox"/> SOURCE

Choose the top three skills developed from participating in the activities listed above and rank them accordingly (1 = the top skill).

<input type="checkbox"/> Communication Skills	<input type="checkbox"/> Computer Skills
<input type="checkbox"/> Interpersonal Skills (relates well to others)	<input type="checkbox"/> Detail Oriented
<input type="checkbox"/> Strong Work Ethic	<input type="checkbox"/> Leadership Skills
<input type="checkbox"/> Team Work Skills (works well with others)	<input type="checkbox"/> Organizational Skills
<input type="checkbox"/> Analytical Skills	<input type="checkbox"/> Self-confidence
<input type="checkbox"/> Motivation/Initiative	<input type="checkbox"/> Technical or Job Content Skills
<input type="checkbox"/> Flexibility/Adaptability	<input type="checkbox"/> Other (please list): _____

SAGES

Did you participate in SAGES? YES NO

Do you want to be on the Case Alumni Career Network (consists of Case alumni who can provide career information and related assistance to current students)?

Yes
 No

Please note that the Career Center does offer the following services to alumni:

- Individual Career Consultations
- Self Assessment (includes the Strong Interest Inventory and MBTI)
- Job Search Advisement
- Resume and Cover Letter Preparation
- Interview Practice
- Case CareerLink
- Experience Network for Alumni (job listings)

Thank you very much for completing the First Destination Survey!