

# First Destination Survey 2021

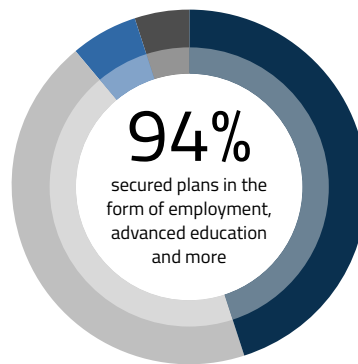
Class of 2021

1,227 Graduates | 87% Knowledge Rate\*

## Primary Plans

Our students graduate ready to launch their futures. In 2021, their plans included:

- Full-time employment: **45%**
- Graduate or professional school: **44%**
- Available for employment: **6%**
- Other (e.g., volunteer, entrepreneurship, military): **5%**



## Industries

Graduates launched their careers in diverse industries:

Engineering	32%
Nursing	15%
Research	9%
Health/Public Health	8%
Information Tech	7%
Financial Services	5%
Consulting	4%
Business/Admin	3%
Education/Teaching	3%
Marketing/Sales	3%

## Employment Details

Graduates landed positions that would help advance their goals:

**\$60,000-\$64,999**  
median starting salary range

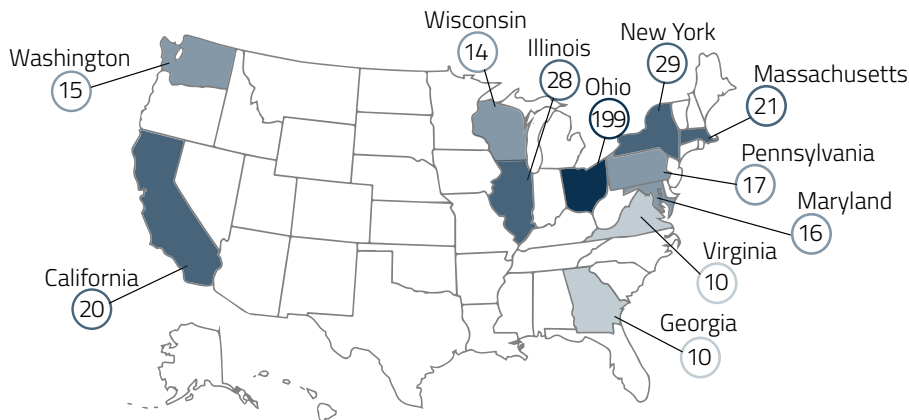
**11%** of reported positions had salaries > \$100,000; up from 8% in 2020

**92%** of positions required a Bachelor's degree

**82%** of positions required a degree and were major-related

## Employers and Locations

Graduates secured positions at top firms in sought-after job markets. Destinations with 10 or more graduates include:



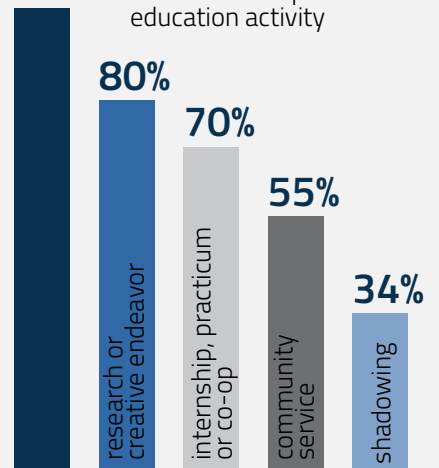
Employers that hired 4 or more graduates:

Amazon | Case Western Reserve University | Cleveland Clinic | Deloitte | Epic | KeyBank  
Microsoft | Parker Hannifin | Progressive | Rockwell Automation | Saint-Gobain  
ScribeAmerica | Teach For America | University Hospitals

## Experiential Education

Hands-on learning prepares CWRU graduates for what's next.

**98%** of respondents indicated that they participated in at least one experiential education activity



## Graduate Schools

Top schools with 4 or more graduates

- Boston University
- Carnegie Mellon University
- Case Western Reserve University
- Cleveland State University
- Columbia University
- Duke University
- Johns Hopkins University
- New York University
- The Ohio State University
- State University of New York - System
- University of California - System
- University of Illinois - System
- University of Michigan
- University of Pennsylvania
- University of Southern California
- University of Toledo
- Vanderbilt University
- Washington University in St. Louis
- Yale University

## Degrees Pursued



\*Knowledge rate includes the survey response rate plus additional information gathered from faculty, social media and other sources.

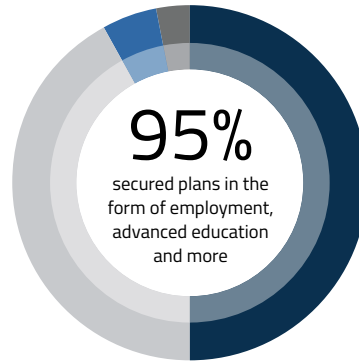
# First Destination Survey 2021

Case School of Engineering 467 Graduates | 90% Knowledge Rate\*

## Primary Plans

Our students graduate ready to launch their futures. In 2021, their plans included:

- Full-time employment: **50%**
- Graduate or professional school: **42%**
- Available for employment: **5%**
- Other (e.g., volunteer, entrepreneurship, military): **3%**



## Industries

Graduates launched their careers in diverse industries:

Engineering	69%
Information Tech	8%
Consulting	5%
Research	4%
Business/Admin	3%
Health/Public Health	2%
Manufacturing	2%
Marketing/Sales	2%
Medical Devices	2%

## Employment Details

Graduates landed positions that would help advance their goals:

**\$70,000-\$74,999**

median starting salary range

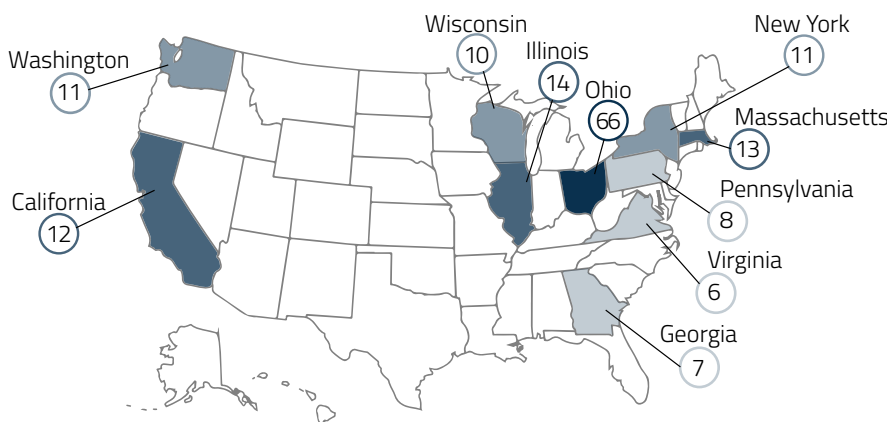
**20%** of reported positions had salaries > \$100,000

**98%** of positions required a Bachelor's degree

**84%** of positions required a degree and were major-related

## Employers and Locations

Graduates secured positions at top firms in sought-after job markets. Destinations with 6 or more graduates include:



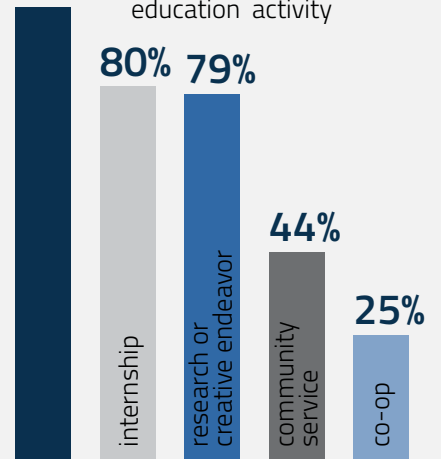
Employers that hired 3 or more graduates:

Amazon | Deloitte | Epic | Microsoft | Procter & Gamble | Parker Hannifin  
Rockwell Automation | Saint-Gobain | Stryker

## Experiential Education

Hands-on learning prepares CWRU graduates for what's next.

**98%** of respondents indicated that they participated in at least one experiential education activity



## Graduate Schools

Top schools with 2 or more graduates

- Boston University
- Carnegie Mellon University
- Case Western Reserve University
- Columbia University
- Duke University
- Johns Hopkins University
- The Ohio State University
- Massachusetts Institute of Technology
- Northwestern University
- Stanford University
- University of California - System
- University of Michigan
- University of Pennsylvania
- University of Southern California
- Washington University in St. Louis
- Yale University

## Degrees Pursued



- Master's: **72%**
- DDS/DMD: **2%**
- PhD: **16%**
- JD: **1%**
- MD/DO: **6%**
- Other: **3%**

\*Knowledge rate includes the survey response rate plus additional information gathered from faculty, social media and other sources.

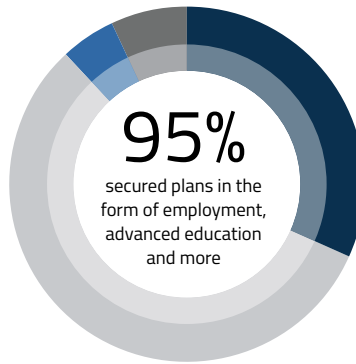
# First Destination Survey 2021

College of Arts and Sciences 568 Graduates | 83% Knowledge Rate\*

## Primary Plans

Our students graduate ready to launch their futures. In 2021, their plans included:

- Full-time employment: **32%**
- Graduate or professional school: **57%**
- Available for employment: **5%**
- Other (e.g., volunteer, entrepreneurship, military): **7%**



## Industries

Graduates launched their careers in diverse industries:

Research	22%
Health/Public Health	20%
Information Tech	11%
Education/Teaching	9%
Engineering	6%
Consulting	5%
Business/Admin	4%
Law/Politics/Govt	4%
Nursing	4%

## Employment Details

Graduates landed positions that would help advance their goals:

**\$35,000-\$39,999**  
median starting salary range\*\*

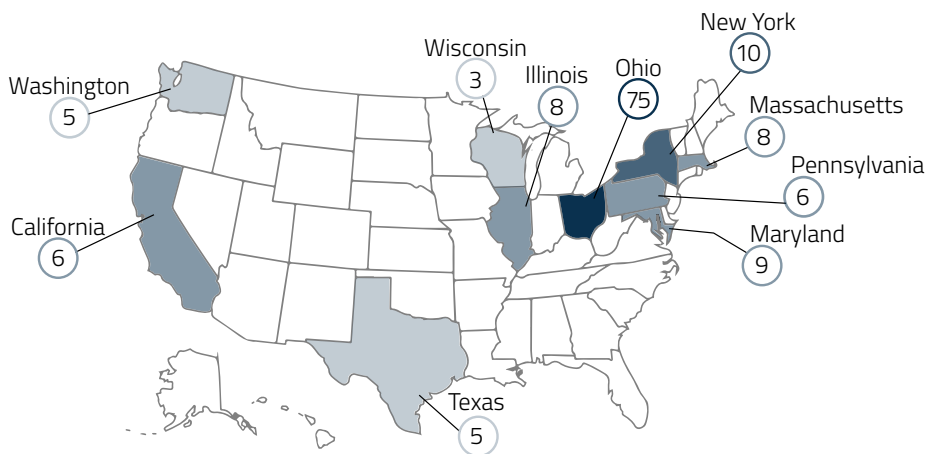
**80%** of positions required a Bachelor's degree

**69%** of positions required a degree and were major-related

\*\*64% of respondents that reported salaries less than \$40,000 also indicated advanced education as a primary plan; 26% have already applied

## Employers and Locations

Graduates secured positions at top firms in sought-after job markets. Destinations with 3 or more graduates include:



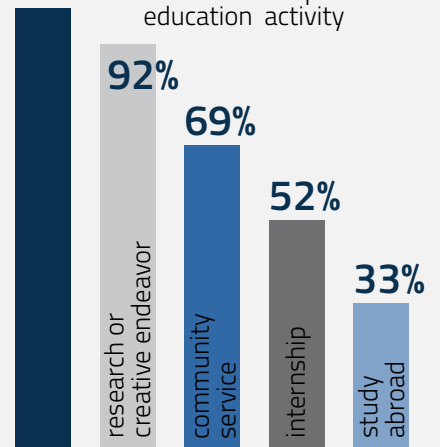
Employers that hired 2 or more graduates:

Case Western Reserve University | Children's Hospital of Philadelphia | Cleveland Clinic  
Cleveland Playhouse | Deloitte | Epic | Progressive | ScribeAmerica | Teach for America

## Experiential Education

Hands-on learning prepares CWRU graduates for what's next.

**99%** of respondents indicated that they participated in at least one experiential education activity



## Graduate Schools

Top schools with 3 or more graduates

- Baldwin Wallace University
- Case Western Reserve University
- Cleveland State University
- Columbia University
- New York University
- The Ohio State University
- University of California - System
- University Of Cincinnati
- University of Illinois - System
- University of Michigan
- University of Pennsylvania
- University of Pittsburgh
- University of Toledo
- Washington University in St. Louis
- Yale University

## Degrees Pursued



- Master's: **41%**
- DDS/DMD: **5%**
- MD/DO: **27%**
- JD: **4%**
- PhD: **13%**
- Other: **10%**

\*Knowledge rate includes the survey response rate plus additional information gathered from faculty, social media and other sources.

# First Destination Survey 2021

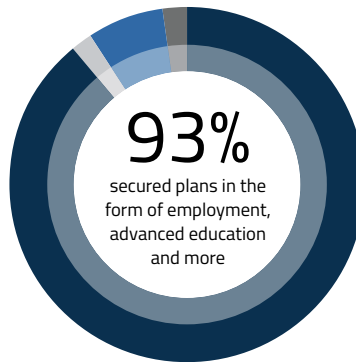
## Frances Payne Bolton School of Nursing

89 Graduates | 92% Knowledge Rate\*

### Primary Plans

Our students graduate ready to launch their futures. In 2021, their plans included:

- Full-time employment: **89%**
- Graduate or professional school: **2%**
- Available for employment: **7%**
- Other (e.g., volunteer, entrepreneurship, military): **2%**



### Industries & Employment Details

Graduates launched their careers and landed positions that would advance their goals:

**\$55,000-\$59,999**  
median starting salary range

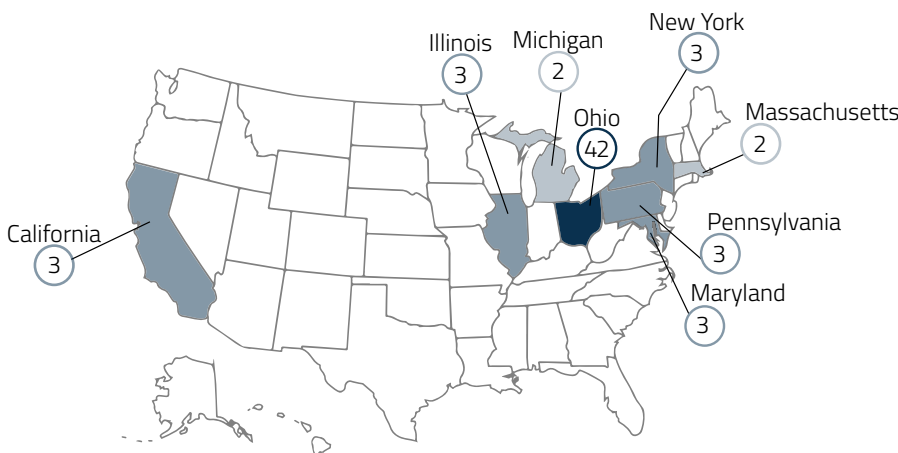
**100%** of positions required a Bachelor's degree

Nursing	<b>99%</b>
Health/Public Health	<b>1%</b>

**100%** of positions required a degree and were major-related

### Locations

Graduates landed positions in sought-after job markets:



### Experiential Education

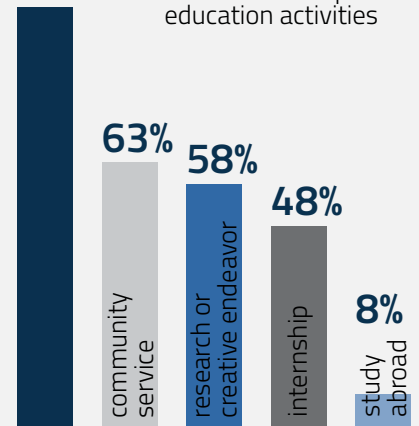
Hands-on learning prepares CWRU graduates for what's next.

**100%** of nursing graduates completed clinical practicum experiences

and graduated with

**1300+** clinical hours

**100%** of respondents indicated that they participated in **two or more** experiential education activities



**56%** of respondents indicated that they participated in **three or more** experiential education activities

### Employers

Graduates are employed at renowned medical centers:

- Cleveland Clinic
- Dartmouth-Hitchcock Medical Center
- Duke University Hospital
- Johns Hopkins Hospital
- Massachusetts General Hospital
- MetroHealth System
- Mount Sinai Health System
- Nationwide Children's Hospital
- NewYork-Presbyterian Hospital
- Northwestern Memorial Hospital
- University of Chicago Comer Children's Hospital
- University Hospitals

\*Knowledge rate includes the survey response rate plus additional information gathered from faculty, social media and other sources.

# First Destination Survey 2021

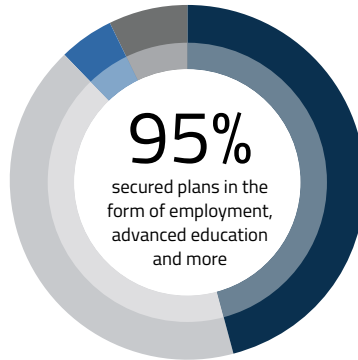
## Weatherhead School of Management

169 Graduates | 88% Knowledge Rate\*

### Primary Plans

Our students graduate ready to launch their futures. In 2021, their plans included:

- Full-time employment: **46%**
- Graduate or professional school: **42%**
- Available for employment: **5%**
- Other (e.g., volunteer, entrepreneurship, military): **7%**



### Industries

Graduates launched their careers in diverse industries:

Accounting/Finance	41%
Marketing/Sales	12%
Business/Admin	7%
Consulting	7%
Research	6%
Engineering	4%
Entertainment	4%
Information Tech	4%
Law/Politics/Govt	4%

### Employment Details

Graduates landed positions that would help advance their goals:

**\$60,000-\$64,999**

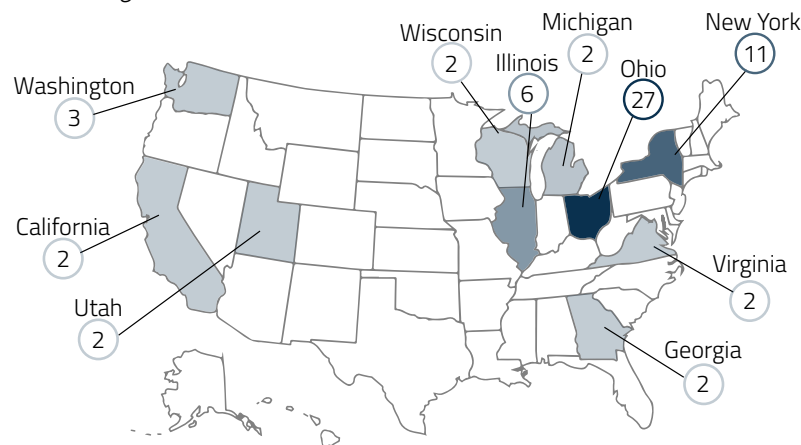
median starting salary range

**90%** of positions required a Bachelor's degree

**78%** of positions required a degree and were major-related

### Employers and Locations

Graduates secured positions at top firms in sought-after job markets. Destinations with 2 or more graduates include:



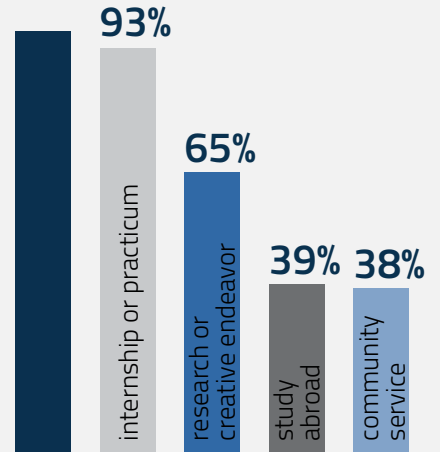
Employers that hired 2 or more graduates:

Deloitte | Epic | EY | KeyBank | PwC | Teach for America

### Experiential Education

Hands-on learning prepares CWRU graduates for what's next.

**97%** of respondents indicated that they participated in at least one experiential education activity



### Graduate Schools

Our graduates enroll in top programs:

Boston University  
Case Western Reserve University  
Columbia University  
Cornell University  
New York University  
Ohio State University  
University of Pennsylvania  
Vanderbilt University  
Washington University in St. Louis  
Yale University

### Degrees Pursued



Degrees Pursued:

- Master's: **78%**
- JD: **7%**
- MD/DO: **12%**
- Other: **3%**

\*Knowledge rate includes the survey response rate plus additional information gathered from faculty, social media and other sources.